

RECTANGLE



(518) 786-1200 • Fax (518) 786-1476

Orders can be e-mailed to
LinerOrder@TheVinylWorks.com

- QUOTE ORDER
 REPLACEMENT NEW POOL

DATE: _____ PO#: _____

JOB NAME: _____

ORDERED BY

COMPANY: _____

CONTACT: _____

ADDRESS: _____

CITY/STATE: _____ ZIP: _____

PHONE: _____ FAX: _____

E-MAIL: _____

SHIP TO

NAME: _____

ADDRESS: _____

CITY/STATE: _____ ZIP: _____

PHONE: _____ FAX: _____

SHIP VIA: _____

WALL PATTERN: _____ Mil: _____

FLOOR PATTERN: _____ Mil: _____

****If mil is not specified, Standard mil will apply****

- No Stair Steel Stair (Send complete layout w/ order)
 Plastic Stair Radius Straight

****Indicate wall seam location on drawing****

LINER ATTACHMENT TO WALL:

- Beaded Multibead Overlap Other

FOR OFFICE USE ONLY

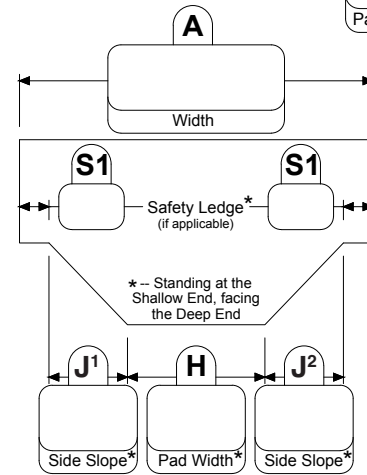
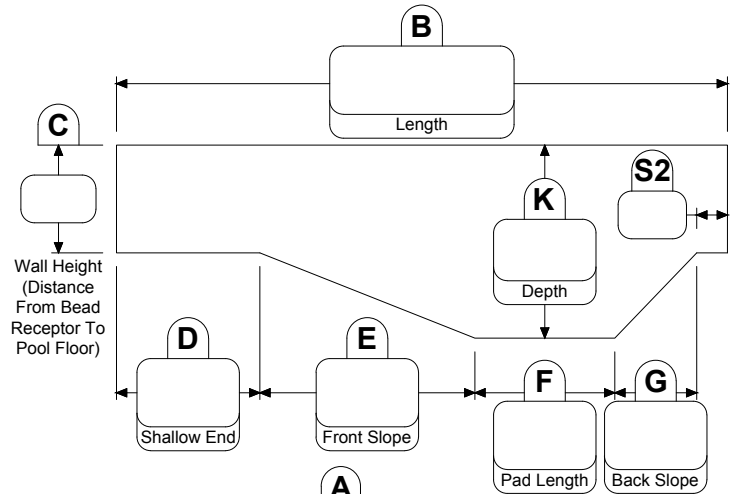
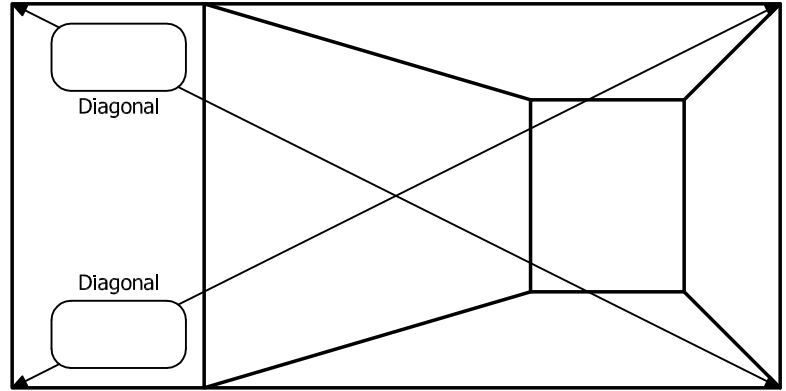
DLR: _____

ORDER #: _____

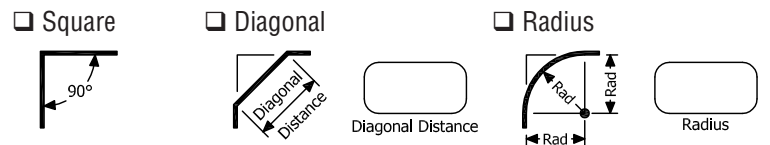
PRODUCTION #: _____

DATE: _____

Note: Diagonal should be taken from the imaginary 90° corner



CORNER



The prompt production and delivery of your liner will depend on the accuracy and completeness of this request. No custom liner will be started unless all information is complete. ONLY COMPLETE AND LEGIBLE ORDERS WILL BE PROCESSED! A Vinyl Works order form must be used to be eligible for Liner Guard approved reimbursement.

I hereby authorize Vinyl Works, Inc. to produce, as a special order, a vinyl liner for an inground pool in accordance with the design provided and acknowledge that Vinyl Works, Inc. has not participated in either the design or specifications of this liner and accept full responsibility for the same. I further agree not to hold Vinyl Works, Inc. liable. I will pay in full for any and all claims and expenses that may arise out of the design or use of said special liner.

SIGNED: _____



Vinyl Works, Inc. • 33 Wade Road • Latham, NY 12110
 VINYL WORKS LINERS ARE FOR RESIDENTIAL USE ONLY. 2/19

90° EL LEFT

The vinyl works

(518) 786-1200 • Fax (518) 786-1476

Orders can be e-mailed to
LinerOrder@TheVinylWorks.com

- QUOTE ORDER
 REPLACEMENT NEW POOL

DATE: _____ PO#: _____
 JOB NAME: _____

ORDERED BY

COMPANY: _____
 CONTACT: _____
 ADDRESS: _____
 CITY/STATE: _____ ZIP: _____
 PHONE: _____ FAX: _____
 E-MAIL: _____

SHIP TO

NAME: _____
 ADDRESS: _____
 CITY/STATE: _____ ZIP: _____
 PHONE: _____ FAX: _____
 SHIP VIA: _____

WALL PATTERN: _____ Mil: _____

FLOOR PATTERN: _____ Mil: _____

****If mil is not specified, Standard mil will apply****

- No Stair Steel Stair (Send complete layout w/ order)
 Plastic Stair Radius Straight

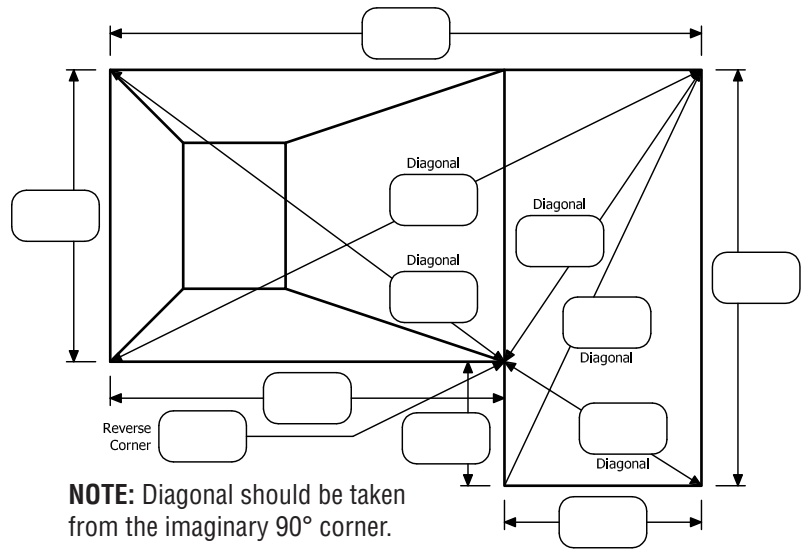
****Indicate wall seam location on drawing****

LINER ATTACHMENT TO WALL:

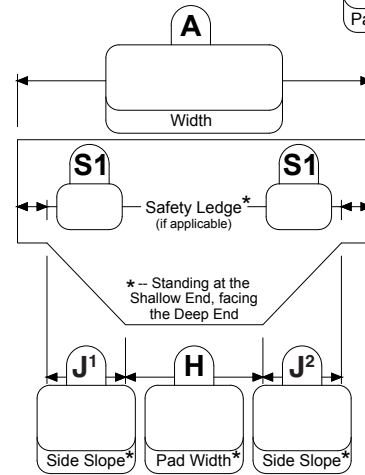
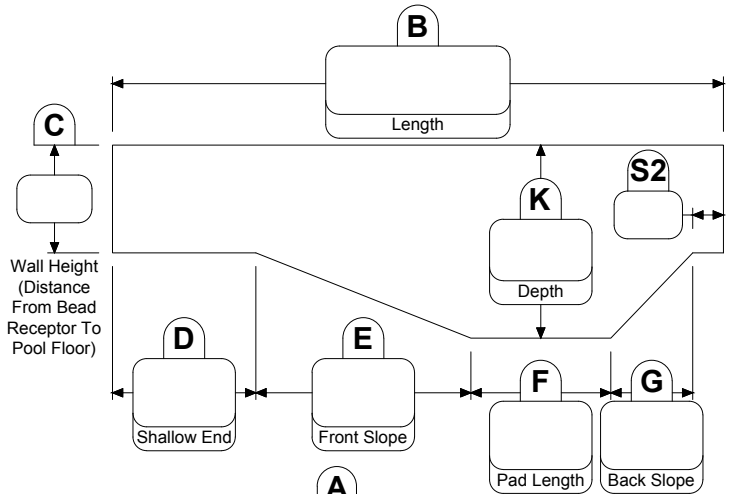
- Beaded Multibead Overlap Other

FOR OFFICE USE ONLY

DLR: _____
 ORDER #: _____
 PRODUCTION #: _____
 DATE: _____



NOTE: Diagonal should be taken from the imaginary 90° corner.



CORNER

- Square Diagonal Radius
-
- Square: 90°
 Diagonal: Diagonal Distance
 Diagonal Distance: [Diagram showing diagonal distance]
 Radius: Rad, Rad, Rad, Radius

The prompt production and delivery of your liner will depend on the accuracy and completeness of this request. No custom liner will be started unless all information is complete. ONLY COMPLETE AND LEGIBLE ORDERS WILL BE PROCESSED! A Vinyl Works order form must be used to be eligible for Liner Guard approved reimbursement.

I hereby authorize Vinyl Works, Inc. to produce, as a special order, a vinyl liner for an inground pool in accordance with the design provided and acknowledge that Vinyl Works, Inc. has not participated in either the design or specifications of this liner and accept full responsibility for the same. I further agree not to hold Vinyl Works, Inc. liable. I will pay in full for any and all claims and expenses that may arise out of the design or use of said special liner.

SIGNED: _____



Vinyl Works, Inc. • 33 Wade Road • Latham, NY 12110
 VINYL WORKS LINERS ARE FOR RESIDENTIAL USE ONLY. 2/19

90° EL RIGHT



(518) 786-1200 • Fax (518) 786-1476

Orders can be e-mailed to
LinerOrder@TheVinylWorks.com

- QUOTE ORDER
 REPLACEMENT NEW POOL

DATE: _____ PO#: _____
 JOB NAME: _____

ORDERED BY

COMPANY: _____
 CONTACT: _____
 ADDRESS: _____
 CITY/STATE: _____ ZIP: _____
 PHONE: _____ FAX: _____
 E-MAIL: _____

SHIP TO

NAME: _____
 ADDRESS: _____
 CITY/STATE: _____ ZIP: _____
 PHONE: _____ FAX: _____
 SHIP VIA: _____

WALL PATTERN: _____ Mil: _____

FLOOR PATTERN: _____ Mil: _____

****If mil is not specified, Standard mil will apply****

- No Stair Steel Stair (Send complete layout w/ order)
 Plastic Stair Radius Straight

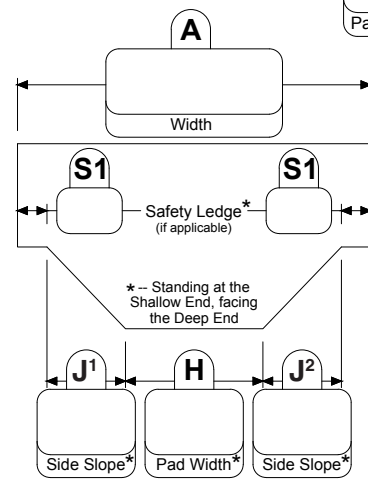
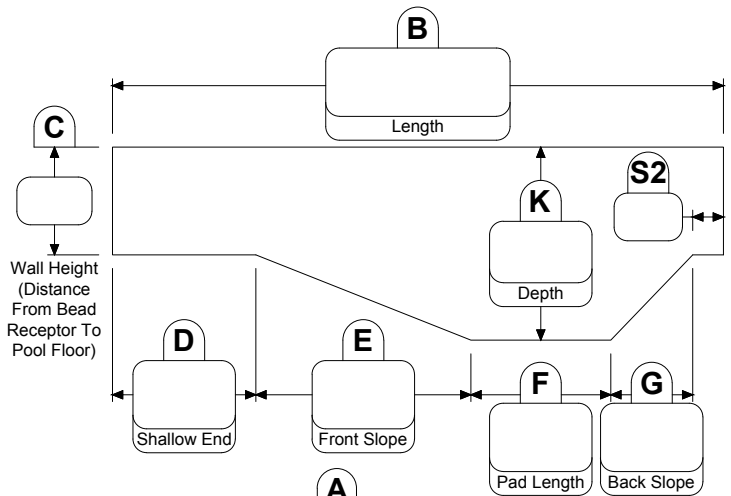
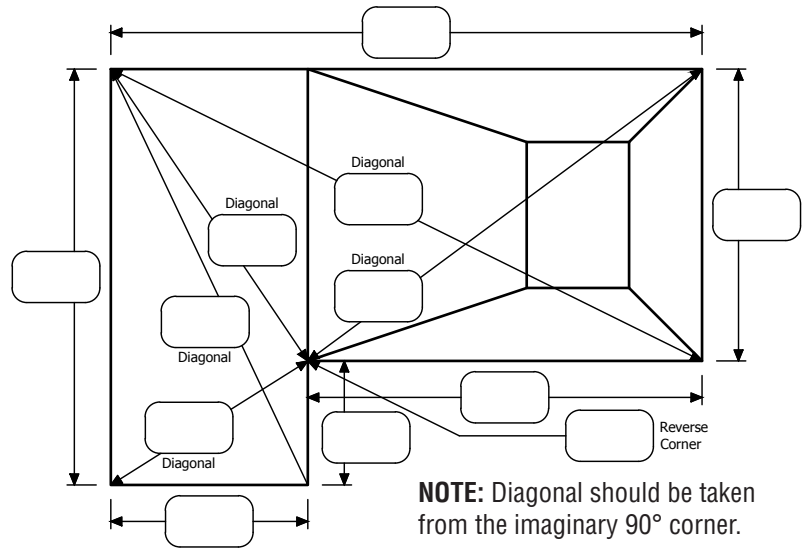
****Indicate wall seam location on drawing****

LINER ATTACHMENT TO WALL:

- Beaded Multibead Overlap Other

FOR OFFICE USE ONLY

DLR: _____
 ORDER #: _____
 PRODUCTION #: _____
 DATE: _____



CORNER

Square Diagonal Radius

The prompt production and delivery of your liner will depend on the accuracy and completeness of this request. No custom liner will be started unless all information is complete. ONLY COMPLETE AND LEGIBLE ORDERS WILL BE PROCESSED! A Vinyl Works order form must be used to be eligible for Liner Guard approved reimbursement.

I hereby authorize Vinyl Works, Inc. to produce, as a special order, a vinyl liner for an inground pool in accordance with the design provided and acknowledge that Vinyl Works, Inc. has not participated in either the design or specifications of this liner and accept full responsibility for the same. I further agree not to hold Vinyl Works, Inc. liable. I will pay in full for any and all claims and expenses that may arise out of the design or use of said special liner.

SIGNED: _____



LAZY EL LEFT



(518) 786-1200 • Fax (518) 786-1476

Orders can be e-mailed to
LinerOrder@TheVinylWorks.com

- QUOTE ORDER
 REPLACEMENT NEW POOL

DATE: _____ PO#: _____

JOB NAME: _____

ORDERED BY

COMPANY: _____

CONTACT: _____

ADDRESS: _____

CITY/STATE: _____ ZIP: _____

PHONE: _____ FAX: _____

E-MAIL: _____

SHIP TO

NAME: _____

ADDRESS: _____

CITY/STATE: _____ ZIP: _____

PHONE: _____ FAX: _____

SHIP VIA: _____

WALL PATTERN: _____ Mil: _____

FLOOR PATTERN: _____ Mil: _____

****If mil is not specified, Standard mil will apply****

- No Stair Steel Stair (Send complete layout w/ order)
 Plastic Stair Radius Straight

****Indicate wall seam location on drawing****

LINER ATTACHMENT TO WALL:

- Beaded Multibead Overlap Other

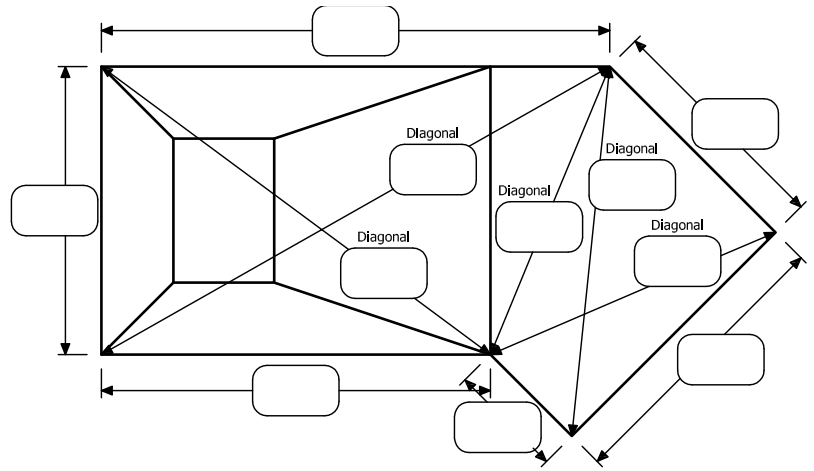
FOR OFFICE USE ONLY

DLR: _____

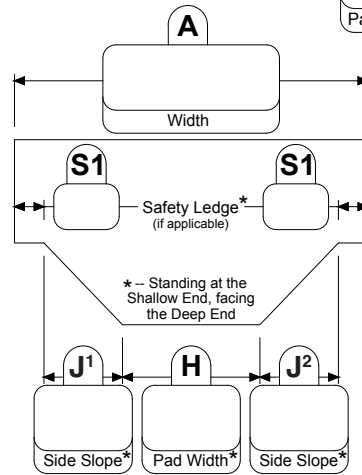
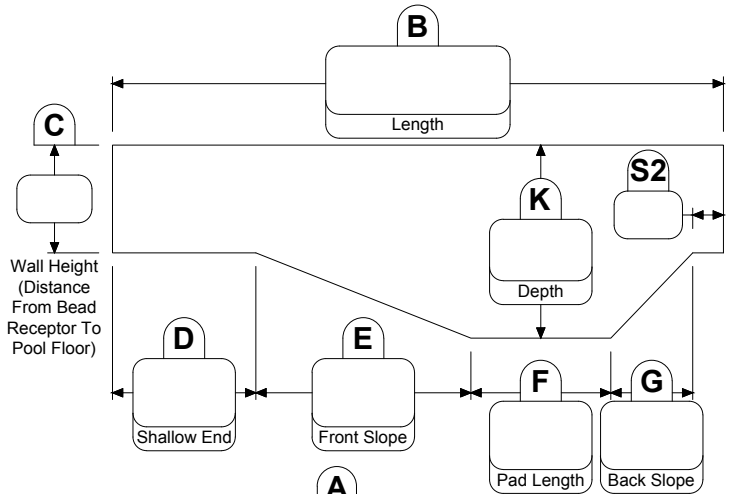
ORDER #: _____

PRODUCTION #: _____

DATE: _____



NOTE: Diagonal should be taken from the imaginary 90° corner.



CORNER

- Square Diagonal Radius
-

The prompt production and delivery of your liner will depend on the accuracy and completeness of this request. No custom liner will be started unless all information is complete. ONLY COMPLETE AND LEGIBLE ORDERS WILL BE PROCESSED! A Vinyl Works order form must be used to be eligible for Liner Guard approved reimbursement.

I hereby authorize Vinyl Works, Inc. to produce, as a special order, a vinyl liner for an inground pool in accordance with the design provided and acknowledge that Vinyl Works, Inc. has not participated in either the design or specifications of this liner and accept full responsibility for the same. I further agree not to hold Vinyl Works, Inc. liable. I will pay in full for any and all claims and expenses that may arise out of the design or use of said special liner.

SIGNED: _____



Vinyl Works, Inc. • 33 Wade Road • Latham, NY 12110
 VINYL WORKS LINERS ARE FOR RESIDENTIAL USE ONLY. 2/19

LAZY EL RIGHT



(518) 786-1200 • Fax (518) 786-1476

Orders can be e-mailed to
LinerOrder@TheVinylWorks.com

- QUOTE ORDER
 REPLACEMENT NEW POOL

DATE: _____ PO#: _____
 JOB NAME: _____

ORDERED BY

COMPANY: _____
 CONTACT: _____
 ADDRESS: _____
 CITY/STATE: _____ ZIP: _____
 PHONE: _____ FAX: _____
 E-MAIL: _____

SHIP TO

NAME: _____
 ADDRESS: _____
 CITY/STATE: _____ ZIP: _____
 PHONE: _____ FAX: _____
 SHIP VIA: _____

WALL PATTERN: _____ Mil: _____

FLOOR PATTERN: _____ Mil: _____

****If mil is not specified, Standard mil will apply****

- No Stair Steel Stair (Send complete layout w/ order)
 Plastic Stair Radius Straight

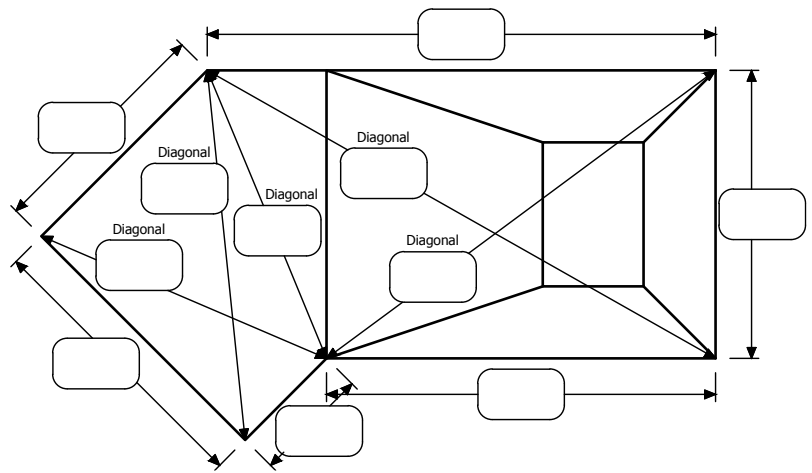
****Indicate wall seam location on drawing****

LINER ATTACHMENT TO WALL:

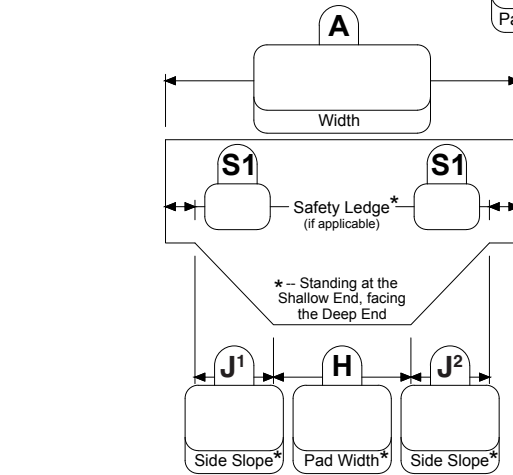
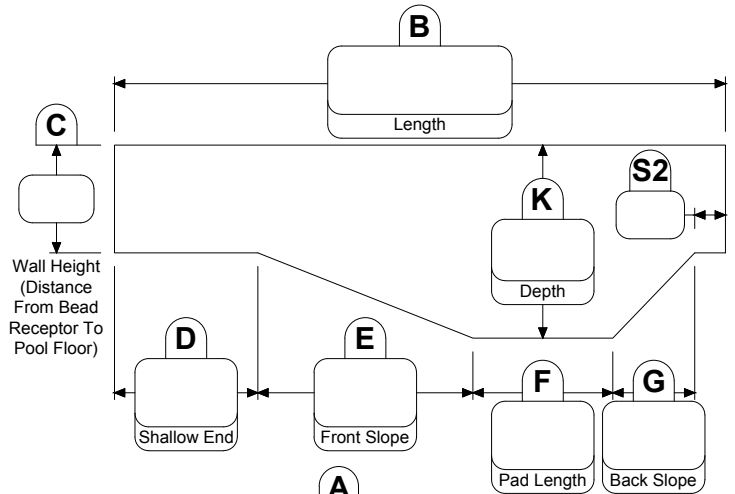
- Beaded Multibead Overlap Other

FOR OFFICE USE ONLY

DLR: _____
 ORDER #: _____
 PRODUCTION #: _____
 DATE: _____



NOTE: Diagonal should be taken from the imaginary 90° corner.



CORNER

- Square Diagonal Radius
-

The prompt production and delivery of your liner will depend on the accuracy and completeness of this request. No custom liner will be started unless all information is complete. ONLY COMPLETE AND LEGIBLE ORDERS WILL BE PROCESSED! A Vinyl Works order form must be used to be eligible for Liner Guard approved reimbursement.

I hereby authorize Vinyl Works, Inc. to produce, as a special order, a vinyl liner for an inground pool in accordance with the design provided and acknowledge that Vinyl Works, Inc. has not participated in either the design or specifications of this liner and accept full responsibility for the same. I further agree not to hold Vinyl Works, Inc. liable. I will pay in full for any and all claims and expenses that may arise out of the design or use of said special liner.

SIGNED: _____



Vinyl Works, Inc. • 33 Wade Road • Latham, NY 12110
 VINYL WORKS LINERS ARE FOR RESIDENTIAL USE ONLY. 2/19

GRECIAN



(518) 786-1200 • Fax (518) 786-1476

Orders can be e-mailed to
LinerOrder@TheVinylWorks.com

- QUOTE ORDER
 REPLACEMENT NEW POOL

DATE: _____ PO#: _____

JOB NAME: _____

ORDERED BY

COMPANY: _____

CONTACT: _____

ADDRESS: _____

CITY/STATE: _____ ZIP: _____

PHONE: _____ FAX: _____

E-MAIL: _____

SHIP TO

NAME: _____

ADDRESS: _____

CITY/STATE: _____ ZIP: _____

PHONE: _____ FAX: _____

SHIP VIA: _____

WALL PATTERN: _____ Mil: _____

FLOOR PATTERN: _____ Mil: _____

****If mil is not specified, Standard mil will apply****

- No Stair Steel Stair (Send complete layout w/ order)
 Plastic Stair Radius Straight

****Indicate wall seam location on drawing****

LINER ATTACHMENT TO WALL:

- Beaded Multibead Overlap Other

FOR OFFICE USE ONLY

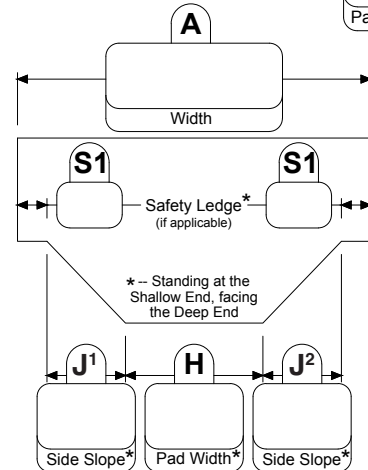
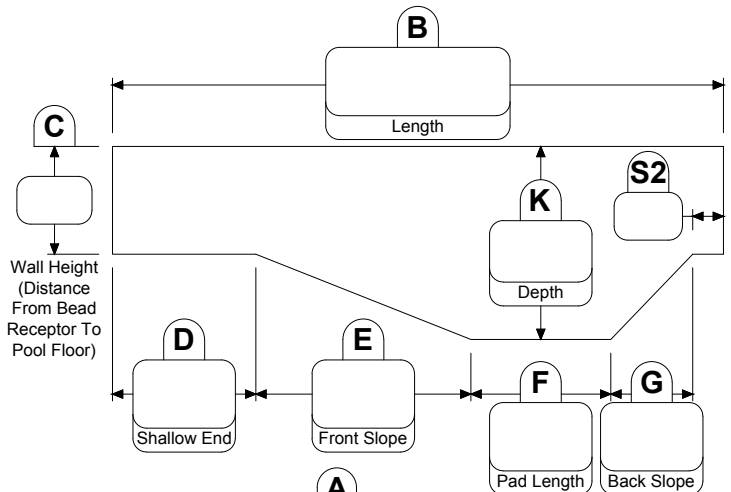
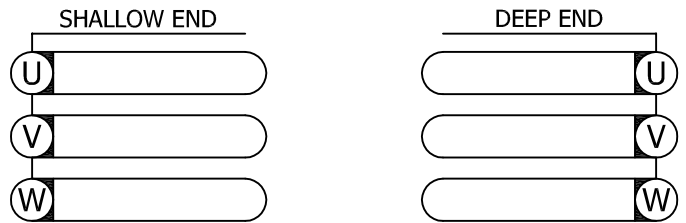
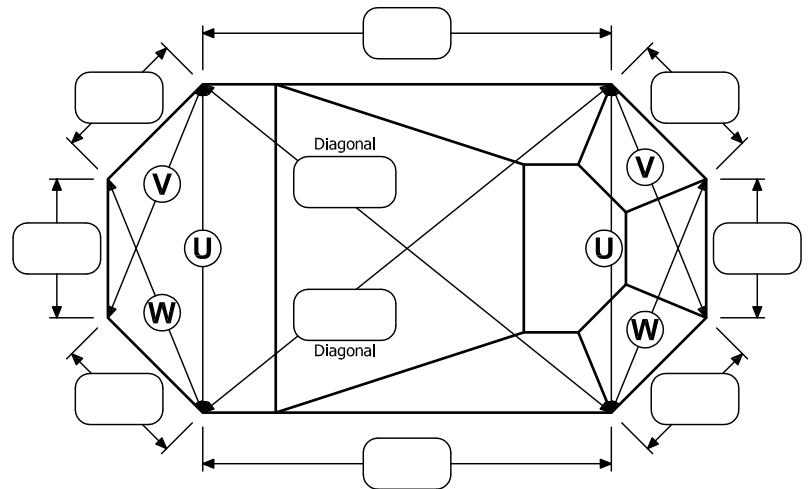
DLR: _____

ORDER #: _____

PRODUCTION #: _____

DATE: _____

- Grecian Pad (shown) Square Pad



The prompt production and delivery of your liner will depend on the accuracy and completeness of this request. No custom liner will be started unless all information is complete. ONLY COMPLETE AND LEGIBLE ORDERS WILL BE PROCESSED! A Vinyl Works order form must be used to be eligible for Liner Guard approved reimbursement.

I hereby authorize Vinyl Works, Inc. to produce, as a special order, a vinyl liner for an inground pool in accordance with the design provided and acknowledge that Vinyl Works, Inc. has not participated in either the design or specifications of this liner and accept full responsibility for the same. I further agree not to hold Vinyl Works, Inc. liable. I will pay in full for any and all claims and expenses that may arise out of the design or use of said special liner.

SIGNED: _____



GRECIAN LAZY EL LEFT



(518) 786-1200 • Fax (518) 786-1476

Orders can be e-mailed to
LinerOrder@TheVinylWorks.com

- QUOTE ORDER
 REPLACEMENT NEW POOL

DATE: _____ PO#: _____

JOB NAME: _____

ORDERED BY

COMPANY: _____

CONTACT: _____

ADDRESS: _____

CITY/STATE: _____ ZIP: _____

PHONE: _____ FAX: _____

E-MAIL: _____

SHIP TO

NAME: _____

ADDRESS: _____

CITY/STATE: _____ ZIP: _____

PHONE: _____ FAX: _____

SHIP VIA: _____

WALL PATTERN: _____ Mil: _____

FLOOR PATTERN: _____ Mil: _____

****If mil is not specified, Standard mil will apply****

- No Stair Steel Stair (Send complete layout w/ order)
 Plastic Stair Radius Straight

****Indicate wall seam location on drawing****

LINER ATTACHMENT TO WALL:

- Beaded Multibead Overlap Other

FOR OFFICE USE ONLY

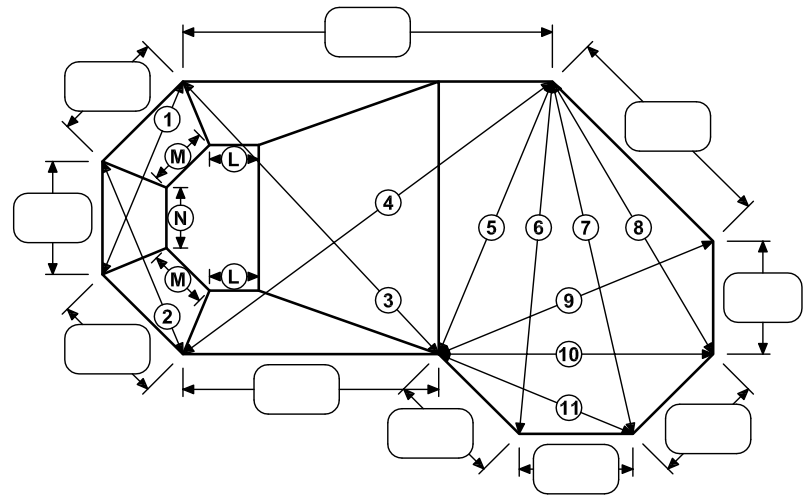
DLR: _____

ORDER #: _____

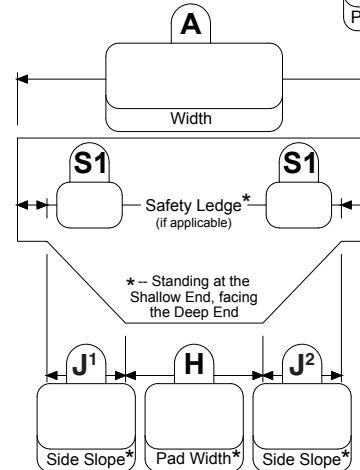
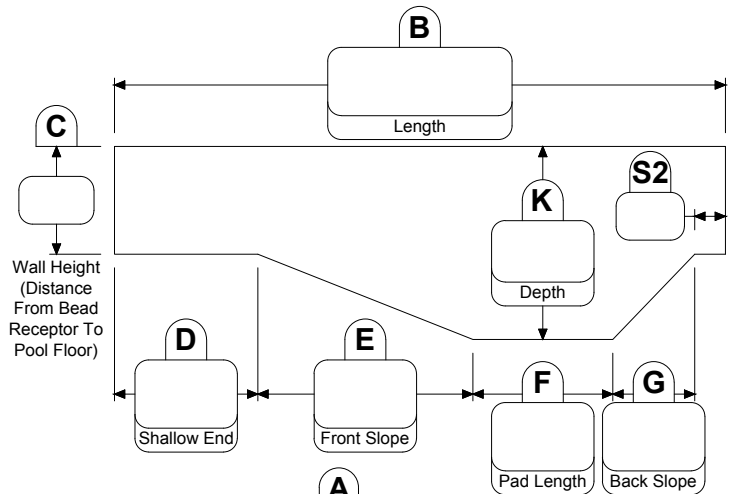
PRODUCTION #: _____

DATE: _____

- Grecian Pad (shown) Square Pad



1	5		
2	6	9	L
3	7	10	M
4	8	11	N



* - Standing at the Shallow End, facing the Deep End

The prompt production and delivery of your liner will depend on the accuracy and completeness of this request. No custom liner will be started unless all information is complete. ONLY COMPLETE AND LEGIBLE ORDERS WILL BE PROCESSED! A Vinyl Works order form must be used to be eligible for Liner Guard approved reimbursement.

I hereby authorize Vinyl Works, Inc. to produce, as a special order, a vinyl liner for an inground pool in accordance with the design provided and acknowledge that Vinyl Works, Inc. has not participated in either the design or specifications of this liner and accept full responsibility for the same. I further agree not to hold Vinyl Works, Inc. liable. I will pay in full for any and all claims and expenses that may arise out of the design or use of said special liner.

SIGNED: _____



Vinyl Works, Inc. • 33 Wade Road • Latham, NY 12110
 VINYL WORKS LINERS ARE FOR RESIDENTIAL USE ONLY. 2/19

GRECIAN LAZY EL RIGHT



(518) 786-1200 • Fax (518) 786-1476

Orders can be e-mailed to
LinerOrder@TheVinylWorks.com

- QUOTE ORDER
 REPLACEMENT NEW POOL

DATE: _____ PO#: _____

JOB NAME: _____

ORDERED BY

COMPANY: _____

CONTACT: _____

ADDRESS: _____

CITY/STATE: _____ ZIP: _____

PHONE: _____ FAX: _____

E-MAIL: _____

SHIP TO

NAME: _____

ADDRESS: _____

CITY/STATE: _____ ZIP: _____

PHONE: _____ FAX: _____

SHIP VIA: _____

WALL PATTERN: _____ Mil: _____

FLOOR PATTERN: _____ Mil: _____

****If mil is not specified, Standard mil will apply****

- No Stair Steel Stair (Send complete layout w/ order)
 Plastic Stair Radius Straight

****Indicate wall seam location on drawing****

LINER ATTACHMENT TO WALL:

- Beaded Multibead Overlap Other

FOR OFFICE USE ONLY

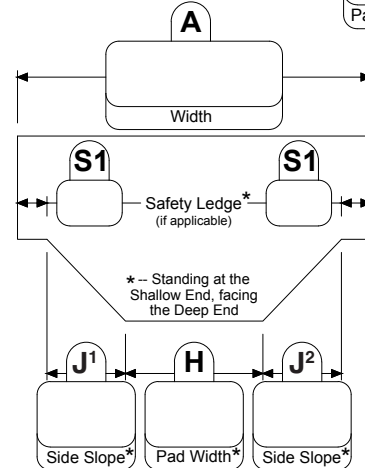
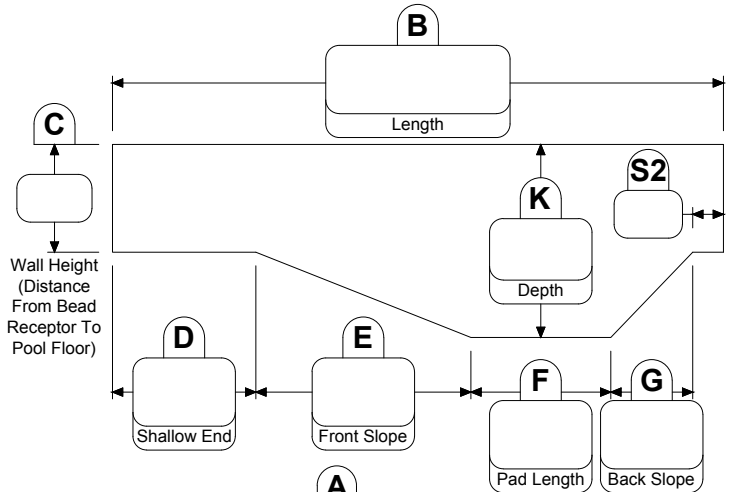
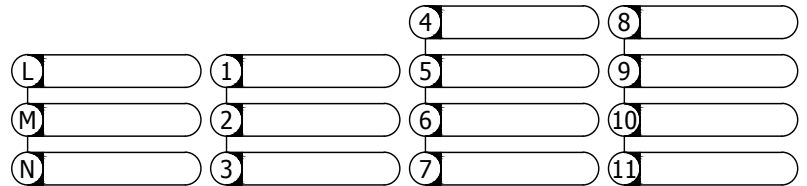
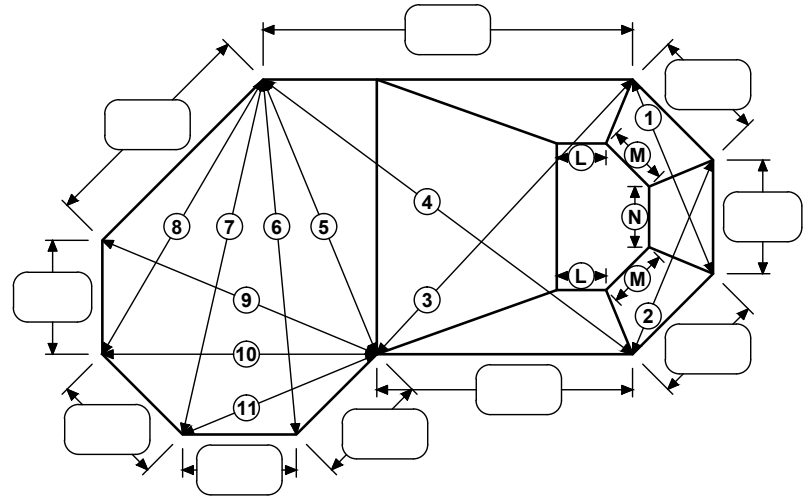
DLR: _____

ORDER #: _____

PRODUCTION #: _____

DATE: _____

- Grecian Pad (shown) Square Pad



* - Standing at the Shallow End, facing the Deep End

The prompt production and delivery of your liner will depend on the accuracy and completeness of this request. No custom liner will be started unless all information is complete. ONLY COMPLETE AND LEGIBLE ORDERS WILL BE PROCESSED! A Vinyl Works order form must be used to be eligible for Liner Guard approved reimbursement.

I hereby authorize Vinyl Works, Inc. to produce, as a special order, a vinyl liner for an inground pool in accordance with the design provided and acknowledge that Vinyl Works, Inc. has not participated in either the design or specifications of this liner and accept full responsibility for the same. I further agree not to hold Vinyl Works, Inc. liable. I will pay in full for any and all claims and expenses that may arise out of the design or use of said special liner.

SIGNED: _____



OCTAGON

The vinyl works

(518) 786-1200 • Fax (518) 786-1476

Orders can be e-mailed to
LinerOrder@TheVinylWorks.com

- QUOTE ORDER
 REPLACEMENT NEW POOL

DATE: _____ PO#: _____
 JOB NAME: _____

ORDERED BY

COMPANY: _____
 CONTACT: _____
 ADDRESS: _____
 CITY/STATE: _____ ZIP: _____
 PHONE: _____ FAX: _____
 E-MAIL: _____

SHIP TO

NAME: _____
 ADDRESS: _____
 CITY/STATE: _____ ZIP: _____
 PHONE: _____ FAX: _____
 SHIP VIA: _____

WALL PATTERN: _____ Mil: _____

FLOOR PATTERN: _____ Mil: _____

****If mil is not specified, Standard mil will apply****

- No Stair Steel Stair (Send complete layout w/ order)
 Plastic Stair Radius Straight

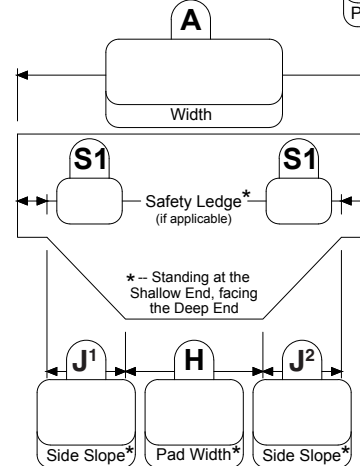
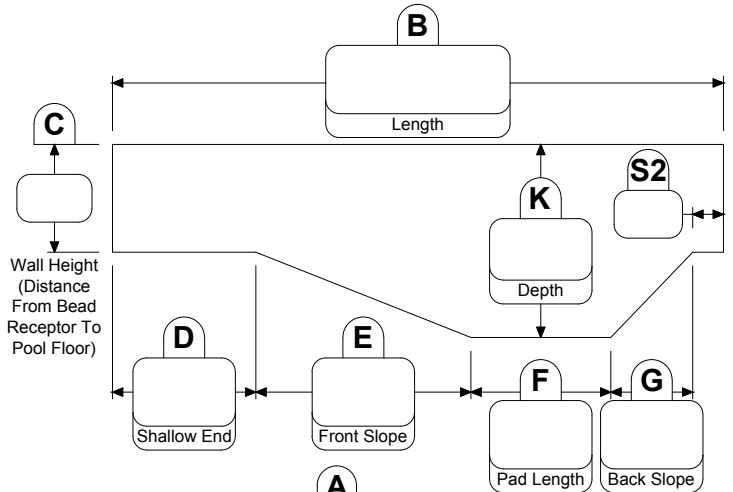
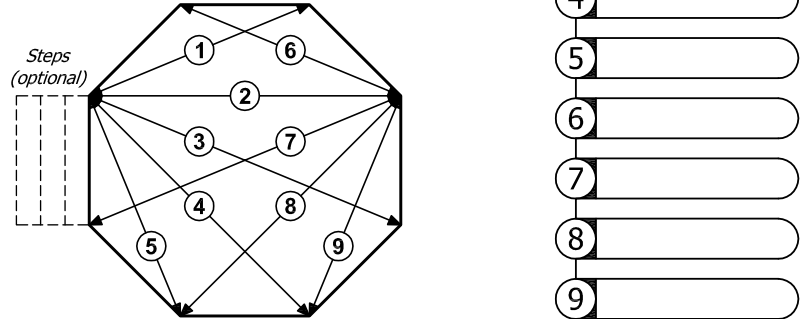
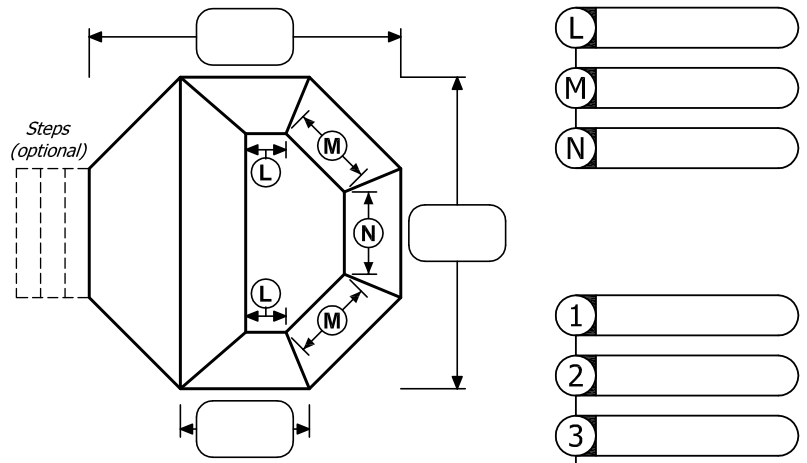
****Indicate wall seam location on drawing****

LINER ATTACHMENT TO WALL:

- Beaded Multibead Overlap Other

FOR OFFICE USE ONLY

DLR: _____
 ORDER #: _____
 PRODUCTION #: _____
 DATE: _____



* - Standing at the Shallow End, facing the Deep End

The prompt production and delivery of your liner will depend on the accuracy and completeness of this request. No custom liner will be started unless all information is complete. ONLY COMPLETE AND LEGIBLE ORDERS WILL BE PROCESSED! A Vinyl Works order form must be used to be eligible for Liner Guard approved reimbursement.

I hereby authorize Vinyl Works, Inc. to produce, as a special order, a vinyl liner for an inground pool in accordance with the design provided and acknowledge that Vinyl Works, Inc. has not participated in either the design or specifications of this liner and accept full responsibility for the same. I further agree not to hold Vinyl Works, Inc. liable. I will pay in full for any and all claims and expenses that may arise out of the design or use of said special liner.

SIGNED: _____



DECAGON

The vinyl works

(518) 786-1200 • Fax (518) 786-1476

Orders can be e-mailed to
LinerOrder@TheVinylWorks.com

- QUOTE ORDER
 REPLACEMENT NEW POOL

DATE: _____ PO#: _____

JOB NAME: _____

ORDERED BY

COMPANY: _____

CONTACT: _____

ADDRESS: _____

CITY/STATE: _____ ZIP: _____

PHONE: _____ FAX: _____

E-MAIL: _____

SHIP TO

NAME: _____

ADDRESS: _____

CITY/STATE: _____ ZIP: _____

PHONE: _____ FAX: _____

SHIP VIA: _____

WALL PATTERN: _____ Mil: _____

FLOOR PATTERN: _____ Mil: _____

****If mil is not specified, Standard mil will apply****

- No Stair Steel Stair (Send complete layout w/ order)
 Plastic Stair Radius Straight

****Indicate wall seam location on drawing****

LINER ATTACHMENT TO WALL:

- Beaded Multibead Overlap Other

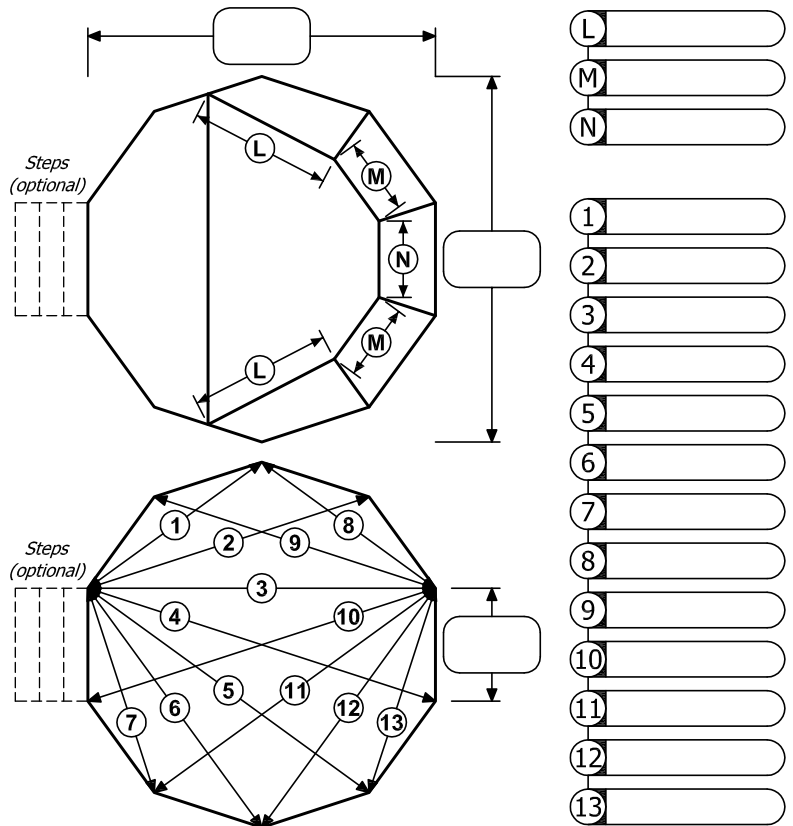
FOR OFFICE USE ONLY

DLR: _____

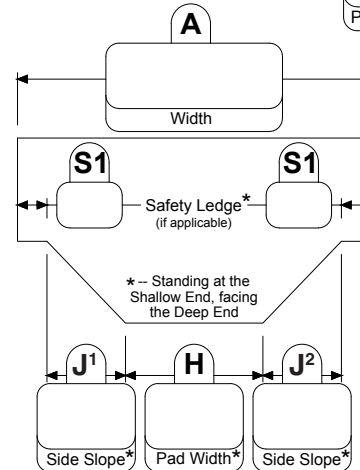
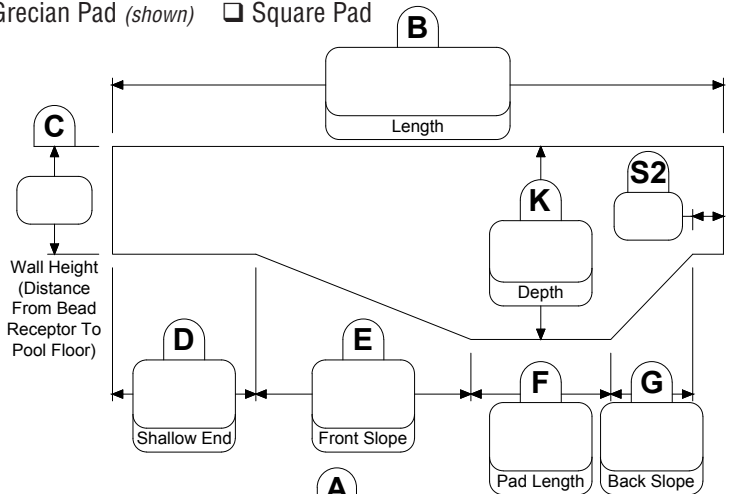
ORDER #: _____

PRODUCTION #: _____

DATE: _____



- Grecian Pad (shown) Square Pad



The prompt production and delivery of your liner will depend on the accuracy and completeness of this request. No custom liner will be started unless all information is complete. ONLY COMPLETE AND LEGIBLE ORDERS WILL BE PROCESSED! A Vinyl Works order form must be used to be eligible for Liner Guard approved reimbursement.

I hereby authorize Vinyl Works, Inc. to produce, as a special order, a vinyl liner for an inground pool in accordance with the design provided and acknowledge that Vinyl Works, Inc. has not participated in either the design or specifications of this liner and accept full responsibility for the same. I further agree not to hold Vinyl Works, Inc. liable. I will pay in full for any and all claims and expenses that may arise out of the design or use of said special liner.

SIGNED: _____



JEWEL

The vinyl works

(518) 786-1200 • Fax (518) 786-1476

Orders can be e-mailed to
LinerOrder@TheVinylWorks.com

- QUOTE ORDER
 REPLACEMENT NEW POOL

DATE: _____ PO#: _____

JOB NAME: _____

ORDERED BY

COMPANY: _____

CONTACT: _____

ADDRESS: _____

CITY/STATE: _____ ZIP: _____

PHONE: _____ FAX: _____

E-MAIL: _____

SHIP TO

NAME: _____

ADDRESS: _____

CITY/STATE: _____ ZIP: _____

PHONE: _____ FAX: _____

SHIP VIA: _____

WALL PATTERN: _____ Mil: _____

FLOOR PATTERN: _____ Mil: _____

****If mil is not specified, Standard mil will apply****

- No Stair Steel Stair (Send complete layout w/ order)
 Plastic Stair Radius Straight

****Indicate wall seam location on drawing****

LINER ATTACHMENT TO WALL:

- Beaded Multibead Overlap Other

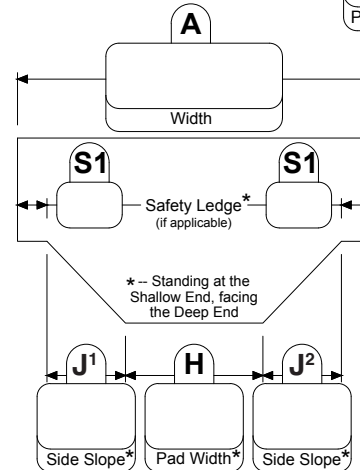
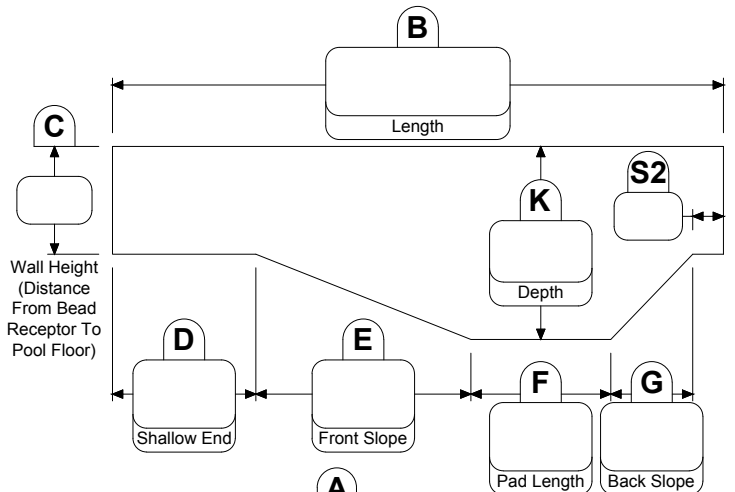
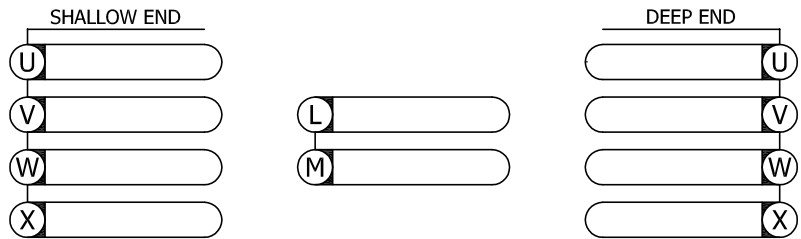
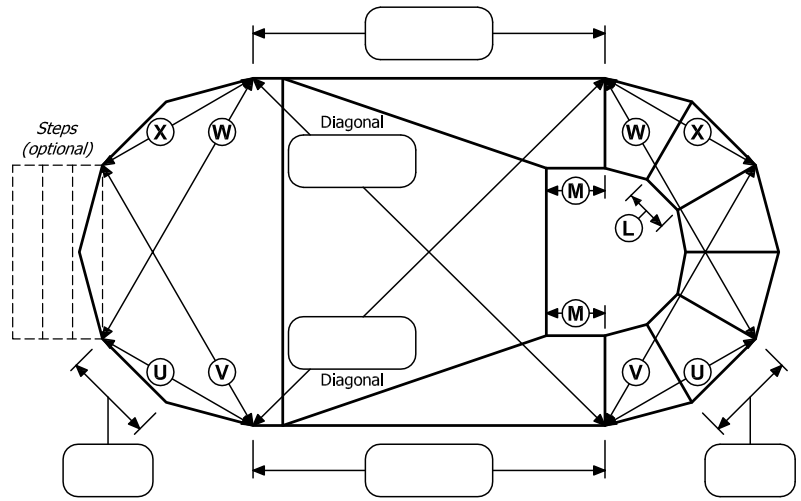
FOR OFFICE USE ONLY

DLR: _____

ORDER #: _____

PRODUCTION #: _____

DATE: _____



* - Standing at the Shallow End, facing the Deep End

The prompt production and delivery of your liner will depend on the accuracy and completeness of this request. No custom liner will be started unless all information is complete. ONLY COMPLETE AND LEGIBLE ORDERS WILL BE PROCESSED! A Vinyl Works order form must be used to be eligible for Liner Guard approved reimbursement.

I hereby authorize Vinyl Works, Inc. to produce, as a special order, a vinyl liner for an inground pool in accordance with the design provided and acknowledge that Vinyl Works, Inc. has not participated in either the design or specifications of this liner and accept full responsibility for the same. I further agree not to hold Vinyl Works, Inc. liable. I will pay in full for any and all claims and expenses that may arise out of the design or use of said special liner.

SIGNED: _____



OVAL



(518) 786-1200 • Fax (518) 786-1476

Orders can be e-mailed to
LinerOrder@TheVinylWorks.com

- QUOTE ORDER
 REPLACEMENT NEW POOL

DATE: _____ PO#: _____
 JOB NAME: _____

ORDERED BY

COMPANY: _____
 CONTACT: _____
 ADDRESS: _____
 CITY/STATE: _____ ZIP: _____
 PHONE: _____ FAX: _____
 E-MAIL: _____

SHIP TO

NAME: _____
 ADDRESS: _____
 CITY/STATE: _____ ZIP: _____
 PHONE: _____ FAX: _____
 SHIP VIA: _____

WALL PATTERN: _____ Mil: _____

FLOOR PATTERN: _____ Mil: _____

****If mil is not specified, Standard mil will apply****

- No Stair Steel Stair (Send complete layout w/ order)
 Plastic Stair Radius Straight

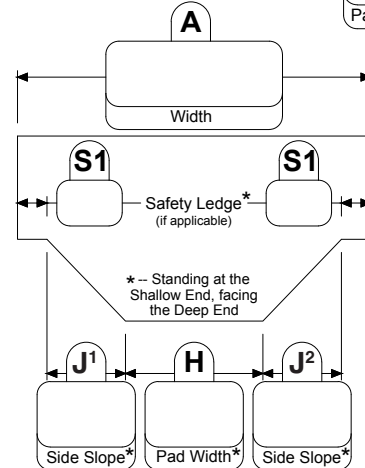
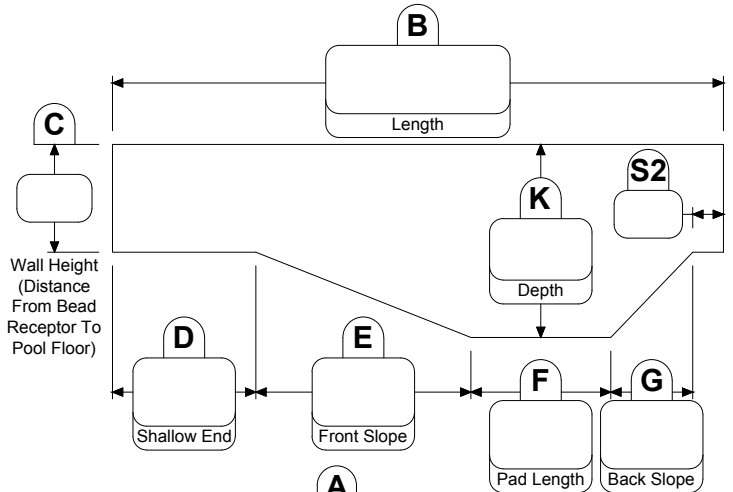
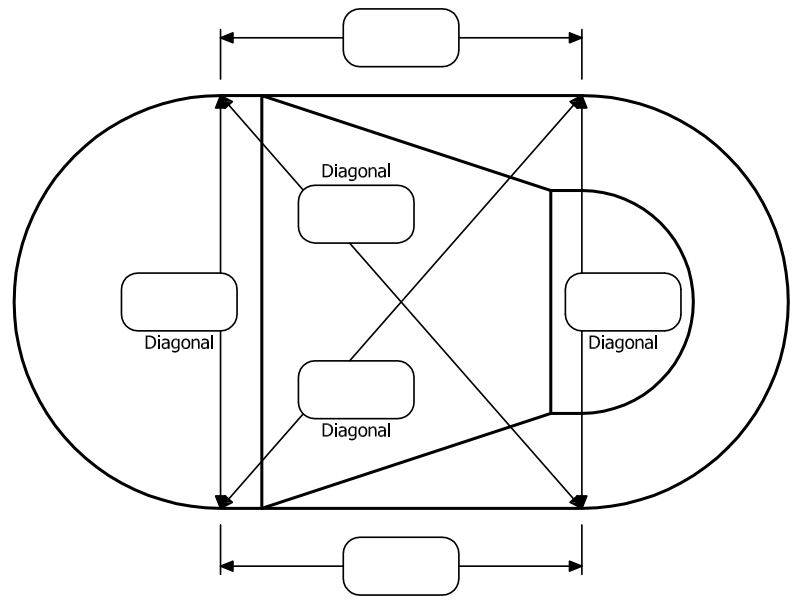
****Indicate wall seam location on drawing****

LINER ATTACHMENT TO WALL:

- Beaded Multibead Overlap Other

FOR OFFICE USE ONLY

DLR: _____
 ORDER #: _____
 PRODUCTION #: _____
 DATE: _____



The prompt production and delivery of your liner will depend on the accuracy and completeness of this request. No custom liner will be started unless all information is complete. ONLY COMPLETE AND LEGIBLE ORDERS WILL BE PROCESSED! A Vinyl Works order form must be used to be eligible for Liner Guard approved reimbursement.

I hereby authorize Vinyl Works, Inc. to produce, as a special order, a vinyl liner for an inground pool in accordance with the design provided and acknowledge that Vinyl Works, Inc. has not participated in either the design or specifications of this liner and accept full responsibility for the same. I further agree not to hold Vinyl Works, Inc. liable. I will pay in full for any and all claims and expenses that may arise out of the design or use of said special liner.

SIGNED: _____



MODIFIED OVAL



(518) 786-1200 • Fax (518) 786-1476

Orders can be e-mailed to
LinerOrder@TheVinylWorks.com

- QUOTE ORDER
 REPLACEMENT NEW POOL

DATE: _____ PO#: _____

JOB NAME: _____

ORDERED BY

COMPANY: _____

CONTACT: _____

ADDRESS: _____

CITY/STATE: _____ ZIP: _____

PHONE: _____ FAX: _____

E-MAIL: _____

SHIP TO

NAME: _____

ADDRESS: _____

CITY/STATE: _____ ZIP: _____

PHONE: _____ FAX: _____

SHIP VIA: _____

WALL PATTERN: _____ Mil: _____

FLOOR PATTERN: _____ Mil: _____

****If mil is not specified, Standard mil will apply****

- No Stair Steel Stair (Send complete layout w/ order)
 Plastic Stair Radius Straight

****Indicate wall seam location on drawing****

LINER ATTACHMENT TO WALL:

- Beaded Multibead Overlap Other

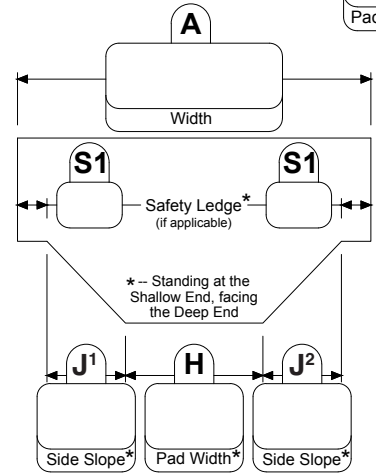
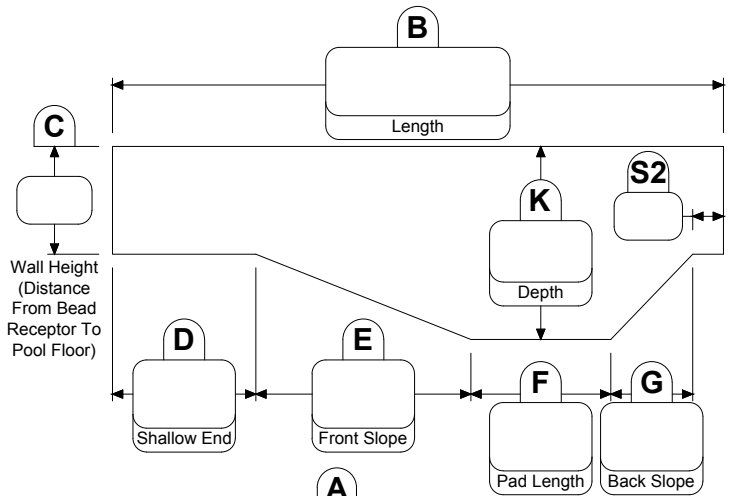
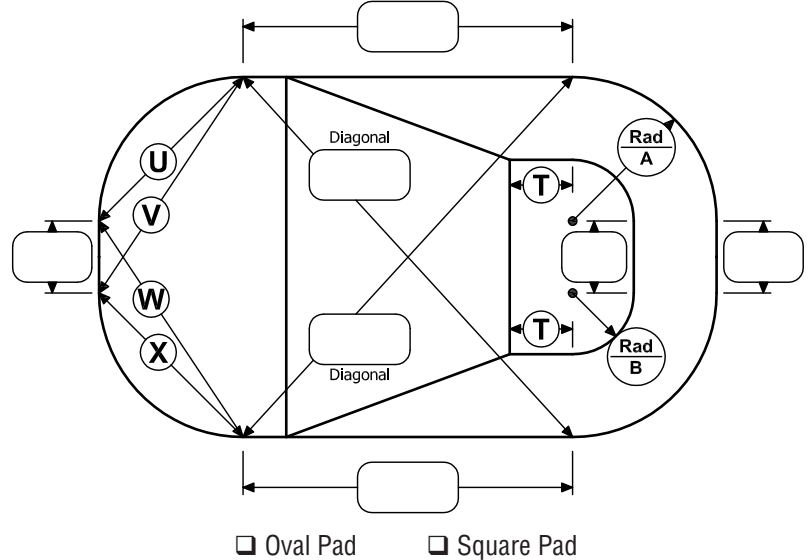
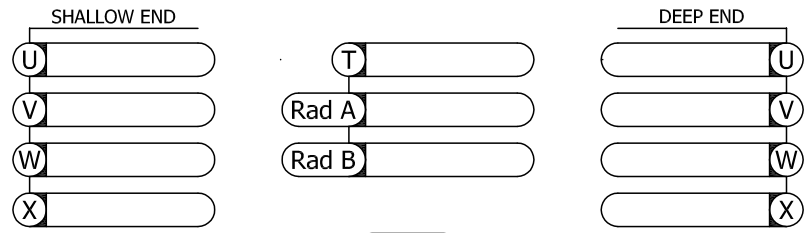
FOR OFFICE USE ONLY

DLR: _____

ORDER #: _____

PRODUCTION #: _____

DATE: _____



The prompt production and delivery of your liner will depend on the accuracy and completeness of this request. No custom liner will be started unless all information is complete. ONLY COMPLETE AND LEGIBLE ORDERS WILL BE PROCESSED! A Vinyl Works order form must be used to be eligible for Liner Guard approved reimbursement.

I hereby authorize Vinyl Works, Inc. to produce, as a special order, a vinyl liner for an inground pool in accordance with the design provided and acknowledge that Vinyl Works, Inc. has not participated in either the design or specifications of this liner and accept full responsibility for the same. I further agree not to hold Vinyl Works, Inc. liable. I will pay in full for any and all claims and expenses that may arise out of the design or use of said special liner.

SIGNED: _____



ROMAN END



(518) 786-1200 • Fax (518) 786-1476

Orders can be e-mailed to
LinerOrder@TheVinylWorks.com

- QUOTE ORDER
 REPLACEMENT NEW POOL

DATE: _____ PO#: _____
 JOB NAME: _____

ORDERED BY

COMPANY: _____
 CONTACT: _____
 ADDRESS: _____
 CITY/STATE: _____ ZIP: _____
 PHONE: _____ FAX: _____
 E-MAIL: _____

SHIP TO

NAME: _____
 ADDRESS: _____
 CITY/STATE: _____ ZIP: _____
 PHONE: _____ FAX: _____
 SHIP VIA: _____

WALL PATTERN: _____ Mil: _____

FLOOR PATTERN: _____ Mil: _____

****If mil is not specified, Standard mil will apply****

- No Stair Steel Stair (Send complete layout w/ order)
 Plastic Stair Radius Straight

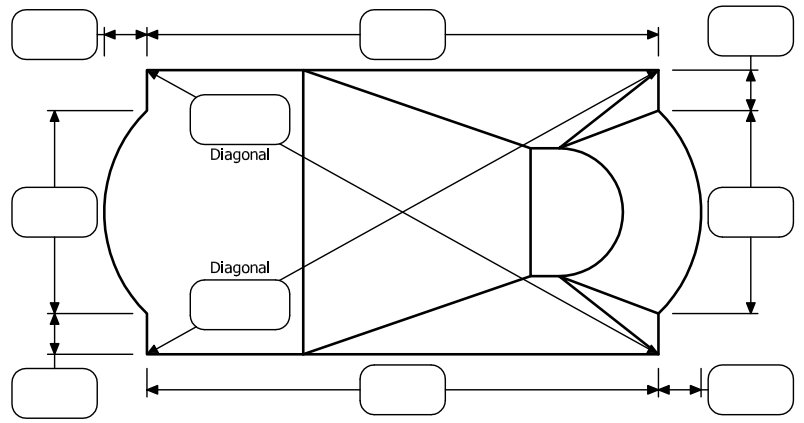
****Indicate wall seam location on drawing****

LINER ATTACHMENT TO WALL:

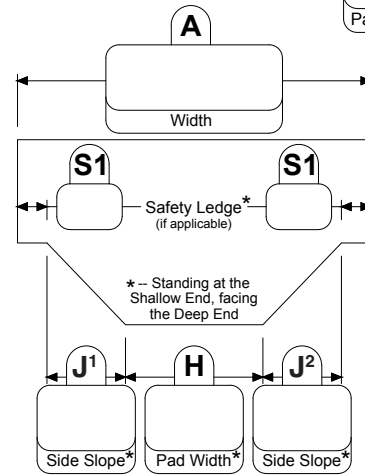
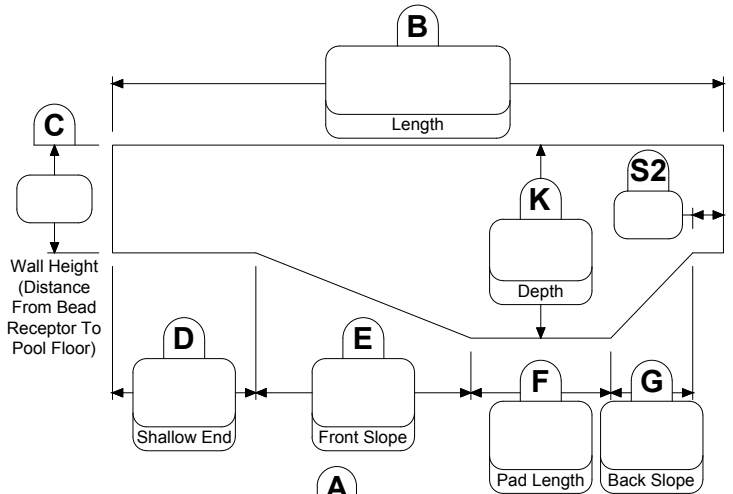
- Beaded Multibead Overlap Other

FOR OFFICE USE ONLY

DLR: _____
 ORDER #: _____
 PRODUCTION #: _____
 DATE: _____



NOTE: Diagonal should be taken from the imaginary 90° corner.



CORNER

- Square Diagonal Radius
-
- Square: 90°
 Diagonal: Diagonal Distance
 Diagonal Distance: [Diagram showing diagonal distance]
 Radius: Rad, Rad, Rad
 Radius: [Diagram showing radius]

The prompt production and delivery of your liner will depend on the accuracy and completeness of this request. No custom liner will be started unless all information is complete. ONLY COMPLETE AND LEGIBLE ORDERS WILL BE PROCESSED! A Vinyl Works order form must be used to be eligible for Liner Guard approved reimbursement.

I hereby authorize Vinyl Works, Inc. to produce, as a special order, a vinyl liner for an inground pool in accordance with the design provided and acknowledge that Vinyl Works, Inc. has not participated in either the design or specifications of this liner and accept full responsibility for the same. I further agree not to hold Vinyl Works, Inc. liable. I will pay in full for any and all claims and expenses that may arise out of the design or use of said special liner.

SIGNED: _____



Vinyl Works, Inc. • 33 Wade Road • Latham, NY 12110
 VINYL WORKS LINERS ARE FOR RESIDENTIAL USE ONLY. 2/19

ROMAN END LAZY EL LEFT



(518) 786-1200 • Fax (518) 786-1476

Orders can be e-mailed to
LinerOrder@TheVinylWorks.com

- QUOTE ORDER
 REPLACEMENT NEW POOL

DATE: _____ PO#: _____
JOB NAME: _____

ORDERED BY

COMPANY: _____
CONTACT: _____
ADDRESS: _____
CITY/STATE: _____ ZIP: _____
PHONE: _____ FAX: _____
E-MAIL: _____

SHIP TO

NAME: _____
ADDRESS: _____
CITY/STATE: _____ ZIP: _____
PHONE: _____ FAX: _____
SHIP VIA: _____

WALL PATTERN: _____ Mil: _____

FLOOR PATTERN: _____ Mil: _____

****If mil is not specified, Standard mil will apply****

- No Stair Steel Stair (Send complete layout w/ order)
 Plastic Stair Radius Straight

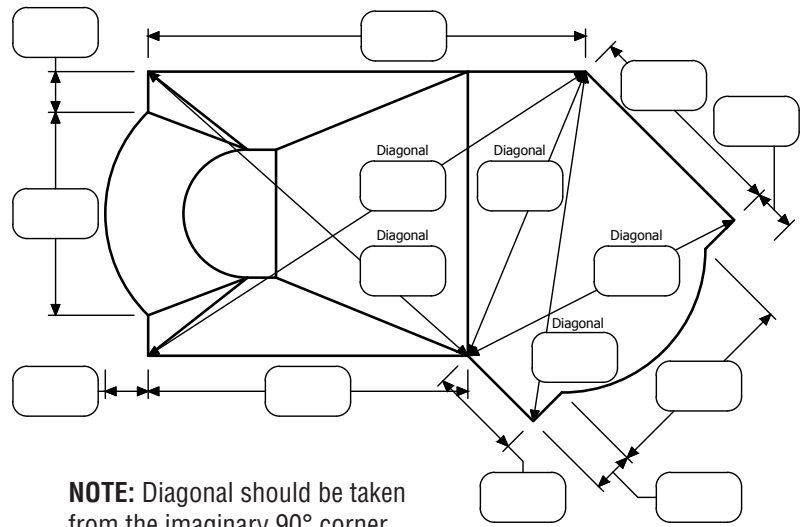
****Indicate wall seam location on drawing****

LINER ATTACHMENT TO WALL:

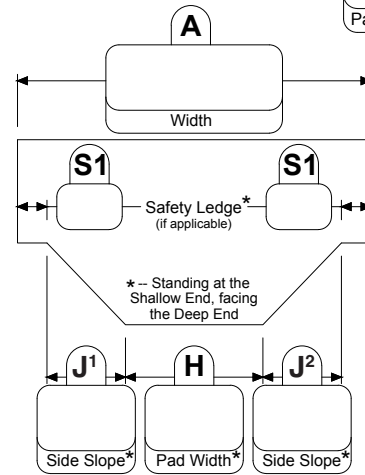
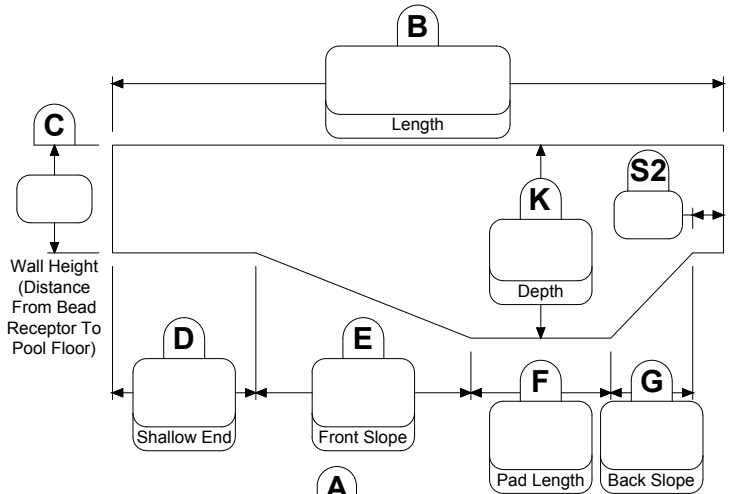
- Beaded Multibead Overlap Other

FOR OFFICE USE ONLY

DLR: _____
ORDER #: _____
PRODUCTION #: _____
DATE: _____



NOTE: Diagonal should be taken from the imaginary 90° corner.



CORNER

- Square Diagonal Radius
-

The prompt production and delivery of your liner will depend on the accuracy and completeness of this request. No custom liner will be started unless all information is complete. ONLY COMPLETE AND LEGIBLE ORDERS WILL BE PROCESSED! A Vinyl Works order form must be used to be eligible for Liner Guard approved reimbursement.

I hereby authorize Vinyl Works, Inc. to produce, as a special order, a vinyl liner for an inground pool in accordance with the design provided and acknowledge that Vinyl Works, Inc. has not participated in either the design or specifications of this liner and accept full responsibility for the same. I further agree not to hold Vinyl Works, Inc. liable. I will pay in full for any and all claims and expenses that may arise out of the design or use of said special liner.

SIGNED: _____



Vinyl Works, Inc. • 33 Wade Road • Latham, NY 12110
VINYL WORKS LINERS ARE FOR RESIDENTIAL USE ONLY. 2/19

ROMAN END LAZY EL RIGHT



(518) 786-1200 • Fax (518) 786-1476

Orders can be e-mailed to
LinerOrder@TheVinylWorks.com

- QUOTE ORDER
 REPLACEMENT NEW POOL

DATE: _____ PO#: _____
 JOB NAME: _____

ORDERED BY

COMPANY: _____
 CONTACT: _____
 ADDRESS: _____
 CITY/STATE: _____ ZIP: _____
 PHONE: _____ FAX: _____
 E-MAIL: _____

SHIP TO

NAME: _____
 ADDRESS: _____
 CITY/STATE: _____ ZIP: _____
 PHONE: _____ FAX: _____
 SHIP VIA: _____

WALL PATTERN: _____ Mil: _____

FLOOR PATTERN: _____ Mil: _____

****If mil is not specified, Standard mil will apply****

- No Stair Steel Stair (Send complete layout w/ order)
 Plastic Stair Radius Straight

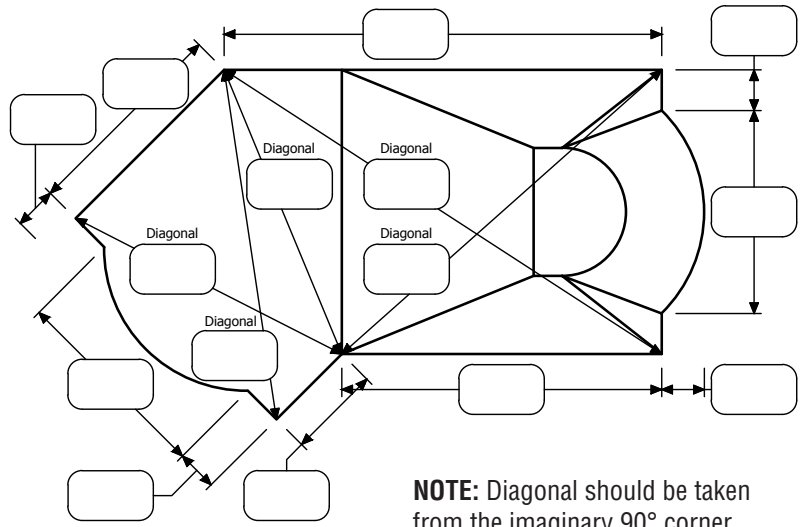
****Indicate wall seam location on drawing****

LINER ATTACHMENT TO WALL:

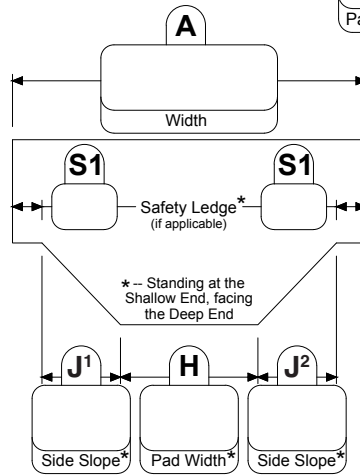
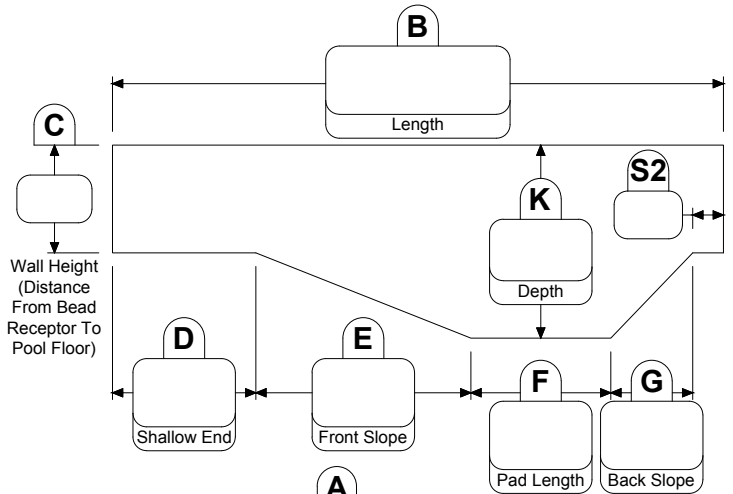
- Beaded Multibead Overlap Other

FOR OFFICE USE ONLY

DLR: _____
 ORDER #: _____
 PRODUCTION #: _____
 DATE: _____



NOTE: Diagonal should be taken from the imaginary 90° corner.



CORNER

- Square Diagonal Radius
-

The prompt production and delivery of your liner will depend on the accuracy and completeness of this request. No custom liner will be started unless all information is complete. ONLY COMPLETE AND LEGIBLE ORDERS WILL BE PROCESSED! A Vinyl Works order form must be used to be eligible for Liner Guard approved reimbursement.

I hereby authorize Vinyl Works, Inc. to produce, as a special order, a vinyl liner for an inground pool in accordance with the design provided and acknowledge that Vinyl Works, Inc. has not participated in either the design or specifications of this liner and accept full responsibility for the same. I further agree not to hold Vinyl Works, Inc. liable. I will pay in full for any and all claims and expenses that may arise out of the design or use of said special liner.

SIGNED: _____



Vinyl Works, Inc. • 33 Wade Road • Latham, NY 12110
 VINYL WORKS LINERS ARE FOR RESIDENTIAL USE ONLY. 2/19

KEYHOLE LEFT



(518) 786-1200 • Fax (518) 786-1476

Orders can be e-mailed to
LinerOrder@TheVinylWorks.com

- QUOTE ORDER
 REPLACEMENT NEW POOL

DATE: _____ PO#: _____
JOB NAME: _____

ORDERED BY

COMPANY: _____
CONTACT: _____
ADDRESS: _____
CITY/STATE: _____ ZIP: _____
PHONE: _____ FAX: _____
E-MAIL: _____

SHIP TO

NAME: _____
ADDRESS: _____
CITY/STATE: _____ ZIP: _____
PHONE: _____ FAX: _____
SHIP VIA: _____

WALL PATTERN: _____ Mil: _____

FLOOR PATTERN: _____ Mil: _____

****If mil is not specified, Standard mil will apply****

- No Stair Steel Stair (Send complete layout w/ order)
 Plastic Stair Radius Straight

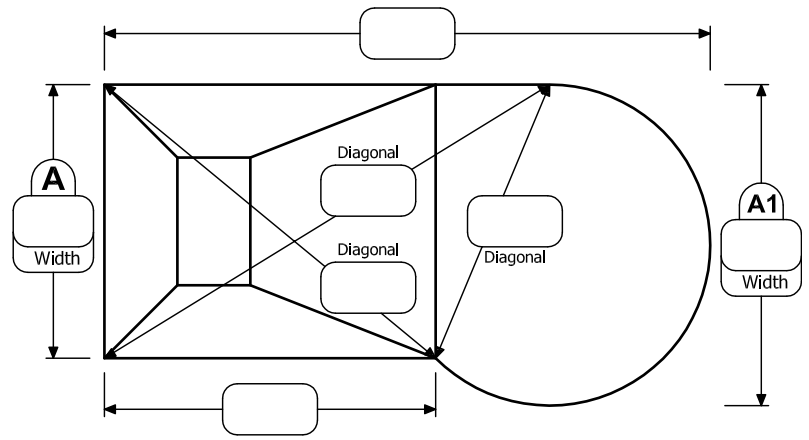
****Indicate wall seam location on drawing****

LINER ATTACHMENT TO WALL:

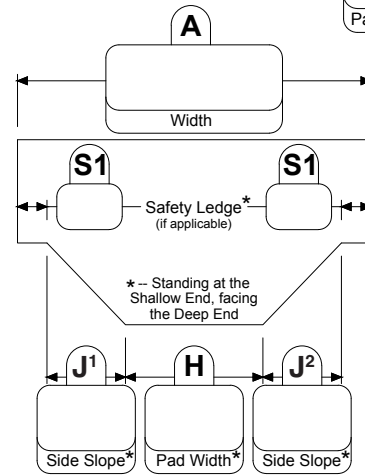
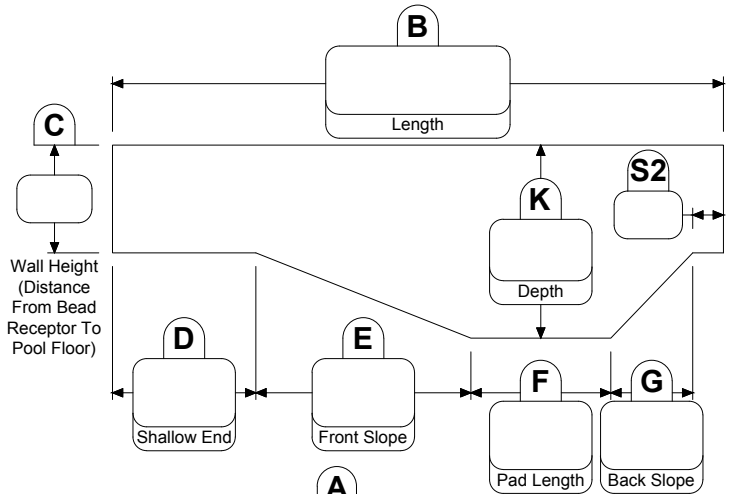
- Beaded Multibead Overlap Other

FOR OFFICE USE ONLY

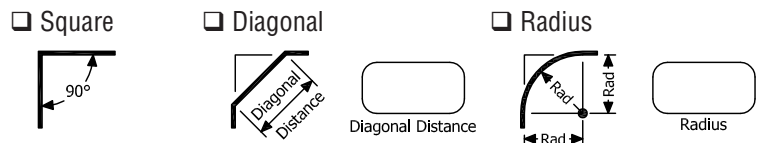
DLR: _____
ORDER #: _____
PRODUCTION #: _____
DATE: _____



NOTE: Diagonal should be taken from the imaginary 90° corner.



CORNER



The prompt production and delivery of your liner will depend on the accuracy and completeness of this request. No custom liner will be started unless all information is complete. ONLY COMPLETE AND LEGIBLE ORDERS WILL BE PROCESSED! A Vinyl Works order form must be used to be eligible for Liner Guard approved reimbursement.

I hereby authorize Vinyl Works, Inc. to produce, as a special order, a vinyl liner for an inground pool in accordance with the design provided and acknowledge that Vinyl Works, Inc. has not participated in either the design or specifications of this liner and accept full responsibility for the same. I further agree not to hold Vinyl Works, Inc. liable. I will pay in full for any and all claims and expenses that may arise out of the design or use of said special liner.

SIGNED: _____



Vinyl Works, Inc. • 33 Wade Road • Latham, NY 12110
VINYL WORKS LINERS ARE FOR RESIDENTIAL USE ONLY. 2/19

KEYHOLE RIGHT



(518) 786-1200 • Fax (518) 786-1476

Orders can be e-mailed to
LinerOrder@TheVinylWorks.com

- QUOTE ORDER
 REPLACEMENT NEW POOL

DATE: _____ PO#: _____
 JOB NAME: _____

ORDERED BY

COMPANY: _____
 CONTACT: _____
 ADDRESS: _____
 CITY/STATE: _____ ZIP: _____
 PHONE: _____ FAX: _____
 E-MAIL: _____

SHIP TO

NAME: _____
 ADDRESS: _____
 CITY/STATE: _____ ZIP: _____
 PHONE: _____ FAX: _____
 SHIP VIA: _____

WALL PATTERN: _____ Mil: _____

FLOOR PATTERN: _____ Mil: _____

****If mil is not specified, Standard mil will apply****

- No Stair Steel Stair (Send complete layout w/ order)
 Plastic Stair Radius Straight

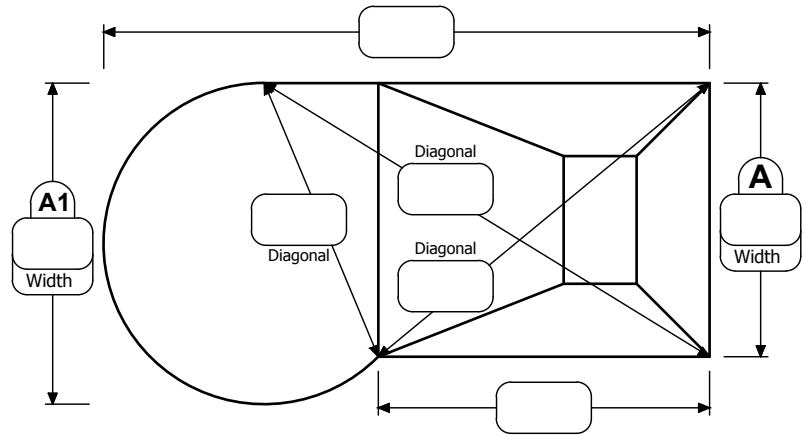
****Indicate wall seam location on drawing****

LINER ATTACHMENT TO WALL:

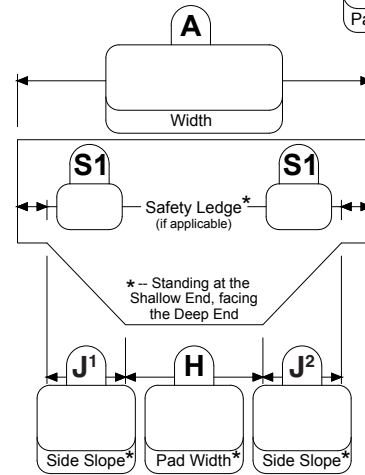
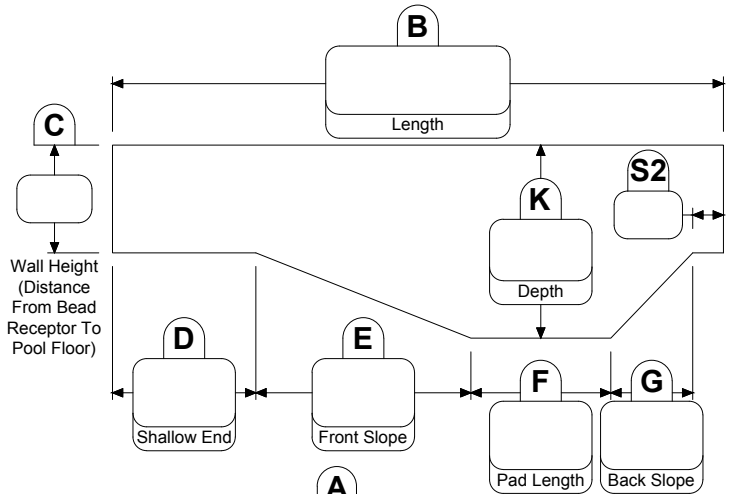
- Beaded Multibead Overlap Other

FOR OFFICE USE ONLY

DLR: _____
 ORDER #: _____
 PRODUCTION #: _____
 DATE: _____



NOTE: Diagonal should be taken from the imaginary 90° corner.



CORNER

- Square Diagonal Radius
-
- Three diagrams illustrating corner types: 1. Square: A 90-degree angle. 2. Diagonal: A diagonal line across a square, labeled 'Diagonal Distance'. 3. Radius: A rounded corner, labeled 'Rad'.

The prompt production and delivery of your liner will depend on the accuracy and completeness of this request. No custom liner will be started unless all information is complete. ONLY COMPLETE AND LEGIBLE ORDERS WILL BE PROCESSED! A Vinyl Works order form must be used to be eligible for Liner Guard approved reimbursement.

I hereby authorize Vinyl Works, Inc. to produce, as a special order, a vinyl liner for an inground pool in accordance with the design provided and acknowledge that Vinyl Works, Inc. has not participated in either the design or specifications of this liner and accept full responsibility for the same. I further agree not to hold Vinyl Works, Inc. liable. I will pay in full for any and all claims and expenses that may arise out of the design or use of said special liner.

SIGNED: _____

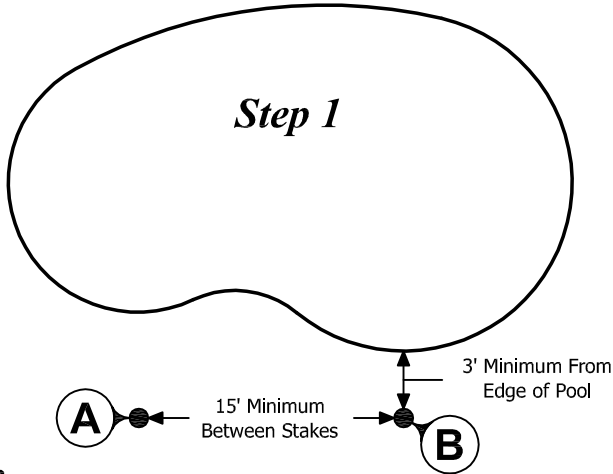


Vinyl Works, Inc. • 33 Wade Road • Latham, NY 12110
 VINYL WORKS LINERS ARE FOR RESIDENTIAL USE ONLY. 2/19

The vinyl works

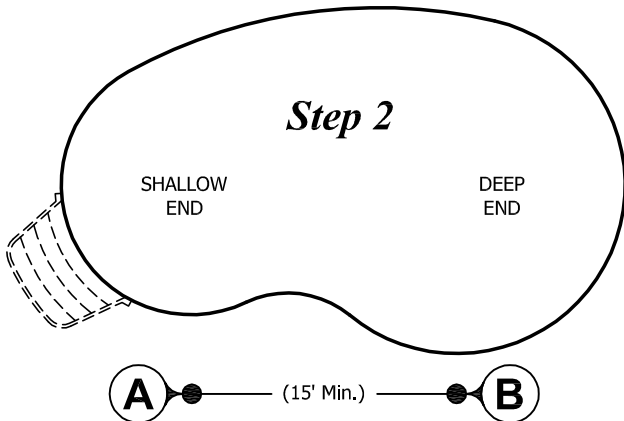
Step 1:

Establish two stakes that are a minimum of 15' apart and at least 3' from the pool edge. Label one of the stakes "A" and the other "B". These stakes will be used as reference points and should be left at the pool sight for a few days because you may need to go back and re-check measurements. (Be sure to pound stakes to ground level before leaving the yard.)



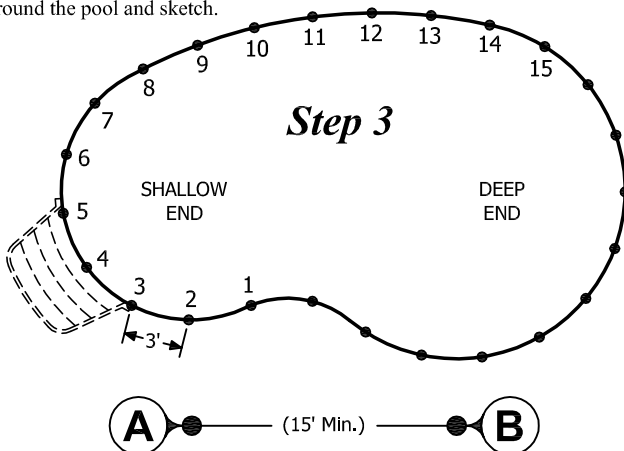
Step 2:

Make a sketch of the pool you are measuring. Label the shallow and deep ends, and note the location of any stairs, swimouts, or cuddle coves on the sketch.



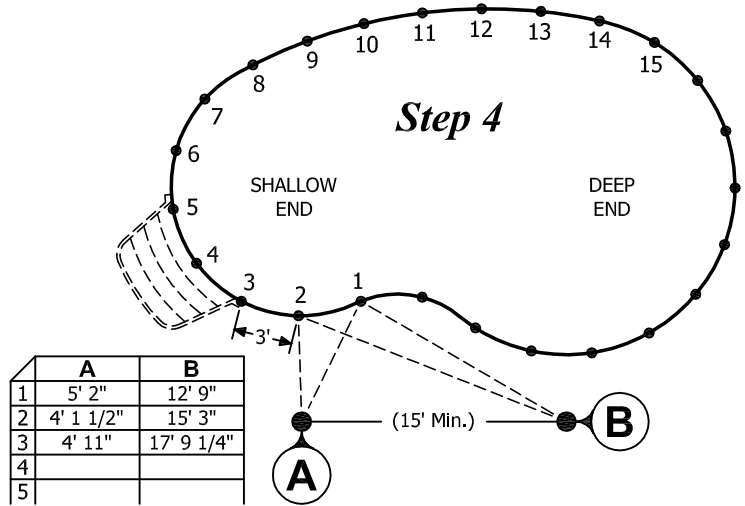
Step 3:

Mark the coping with reference points every 3' around the pool perimeter. Pull the tape straight between the points. Do not lay the tape into the radius. The last point may not be at a 3' interval. Record that measurement on the drawing. Label each mark with a number and locate these on the sketch. The first mark will be point #1, the second point will be #2, and so on working your way around the pool and sketch.



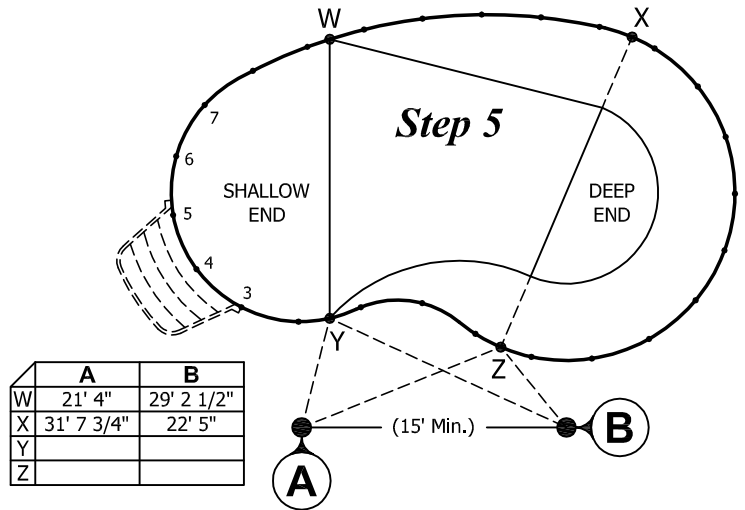
Step 4:

Measurements are needed from each stake to each point on the coping. Start with stake "A" and measure to point #1, record the measurement and proceed to point #2. Record all measurements around the entire pool. Repeat the process from stake "B". Record all these measurements in a column format.



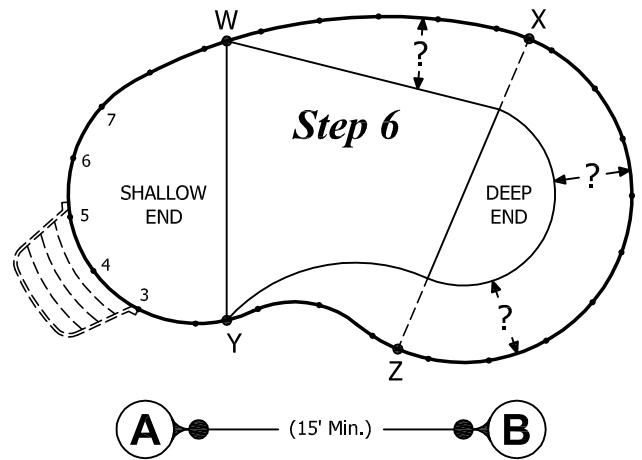
Step 5:

Using the same methods, mark the breakover, and bottom pad points on the coping and label them W, X, Y and Z as shown. Record the measurements from stake "A" and "B". Do this for any stairs, swimouts or cuddle coves as well.



Step 6:

Included on the sketch should be the measurements for the side grades of the hopper and bottom pad width and length.



FREEFORM



(518) 786-1200 • Fax (518) 786-1476

Orders can be e-mailed to
LinerOrder@TheVinylWorks.com

- QUOTE ORDER
 REPLACEMENT NEW POOL

DATE: _____ PO#: _____
JOB NAME: _____

ORDERED BY

COMPANY: _____
CONTACT: _____
ADDRESS: _____
CITY/STATE: _____ ZIP: _____
PHONE: _____ FAX: _____
E-MAIL: _____

SHIP TO

NAME: _____
ADDRESS: _____
CITY/STATE: _____ ZIP: _____
PHONE: _____ FAX: _____
SHIP VIA: _____

WALL PATTERN: _____ Mil: _____

FLOOR PATTERN: _____ Mil: _____

****If mil is not specified, Standard mil will apply****

- No Stair Steel Stair (Send complete layout w/ order)
 Plastic Stair Radius Straight

****Indicate wall seam location on drawing****

LINER ATTACHMENT TO WALL:

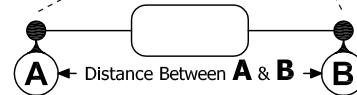
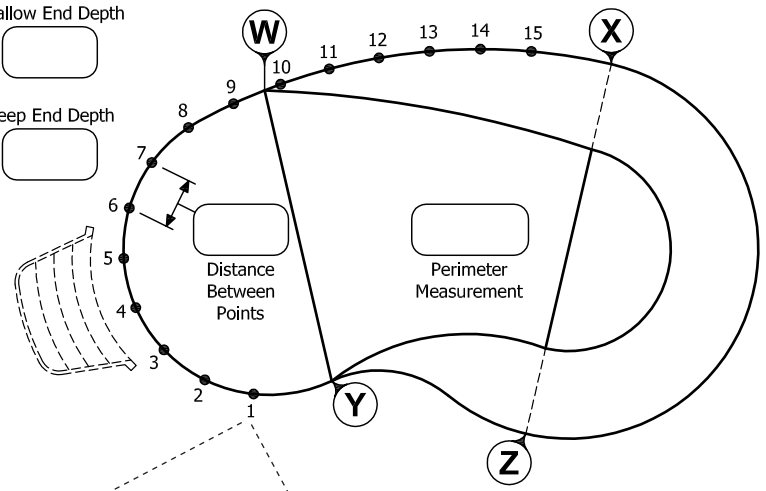
- Beaded Multibead Overlap Other

FOR OFFICE USE ONLY

DLR: _____
ORDER #: _____
PRODUCTION #: _____
DATE: _____

Shallow End Depth

Deep End Depth



NOTE: Use Stair Layout Liner Form for Step Dimensions

	A	B
W		
X		
Y		
Z		
BREAKPOINTS		

	A	B
1	26	26
2	27	27
3	28	28
4	29	29
5	30	30
6	31	31
7	32	32
8	33	33
9	34	34
10	35	35
11	36	36
12	37	37
13	38	38
14	39	39
15	40	40
16	41	41
17	42	42
18	43	43
19	44	44
20	45	45
21	46	46
22	47	47
23	48	48
24	49	49
25	50	50

The prompt production and delivery of your liner will depend on the accuracy and completeness of this request. No custom liner will be started unless all information is complete. ONLY COMPLETE AND LEGIBLE ORDERS WILL BE PROCESSED! A Vinyl Works order form must be used to be eligible for Liner Guard approved reimbursement.

I hereby authorize Vinyl Works, Inc. to produce, as a special order, a vinyl liner for an inground pool in accordance with the design provided and acknowledge that Vinyl Works, Inc. has not participated in either the design or specifications of this liner and accept full responsibility for the same. I further agree not to hold Vinyl Works, Inc. liable. I will pay in full for any and all claims and expenses that may arise out of the design or use of said special liner.

SIGNED: _____



Vinyl Works, Inc. • 33 Wade Road • Latham, NY 12110
VINYL WORKS LINERS ARE FOR RESIDENTIAL USE ONLY. 2/19

STAIR LAYOUT LINER FORM

DATE: _____ PO#: _____
 JOB NAME: _____

ORDERED BY

COMPANY: _____
 CONTACT: _____
 ADDRESS: _____
 CITY/STATE: _____ ZIP: _____
 PHONE: _____ FAX: _____
 E-MAIL: _____
 Special Instructions: _____

ATTACHMENT: Beaded Rod Loops None

SIZE: _____ **YEAR:** _____ **OFFSET:** _____
 Straight Radius Thermoplastic **From Corner*

STAIR POSITION (Check box below):

Right
(4 Corner)

Right
(3 Corner)

**Offset*

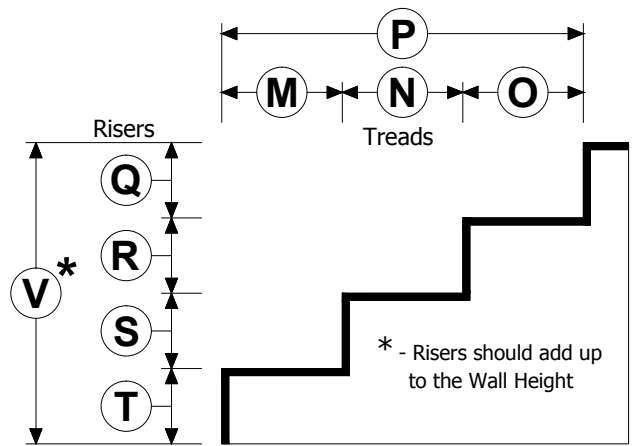
Note: Stair position is always standing in the shallow end, and facing the deep end

Left
(4 Corner)

Left
(3 Corner)

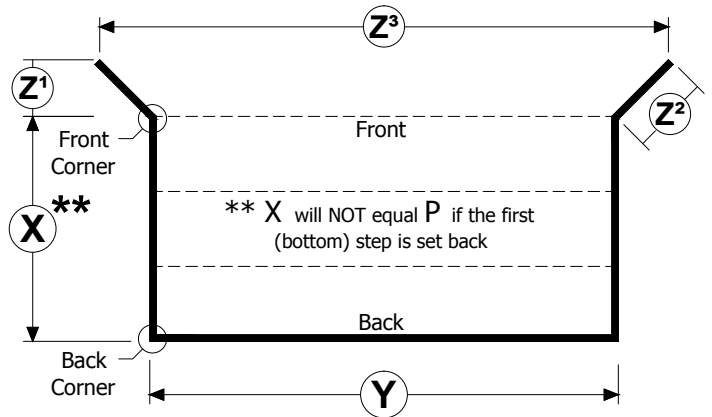
**Offset*

Center



Coping Attachment: Side Mount *It is necessary to notify The Vinyl Works when side mount (vertical) extrusion is used. If not checked, Top Mount will be used.*

RISER MEASUREMENTS	TREAD MEASUREMENTS
<input type="text" value="Q"/>	<input type="text" value="M"/>
<input type="text" value="R"/>	<input type="text" value="N"/>
<input type="text" value="S"/>	<input type="text" value="O"/>
<input type="text" value="T"/>	<input type="text" value="P"/>
<input type="text" value="V"/>	



STAIR DEPTH	STAIR WIDTH
<input type="text" value="X"/>	<input type="text" value="Y"/>
STAIR SETBACK (IF APPLICABLE)	
<input type="text" value="Z1"/>	<input type="text" value="Z2"/>
<input type="text" value="Z3"/>	

FRONT CORNERS: _____
BACK CORNERS: _____
MFG.: _____
COLOR: _____

FOR OFFICE USE ONLY

DLR: _____
 ORDER #: _____
 PRODUCTION #: _____
 DATE: _____

The prompt production and delivery of your liner will depend on the accuracy and completeness of this request. No custom liner will be started unless all information is complete. ONLY COMPLETE AND LEGIBLE ORDERS WILL BE PROCESSED! A Vinyl Works order form must be used to be eligible for Liner Guard approved reimbursement.

I hereby authorize Vinyl Works, Inc. to produce, as a special order, a vinyl liner for an inground pool in accordance with the design provided and acknowledge that Vinyl Works, Inc. has not participated in either the design or specifications of this liner and accept full responsibility for the same. I further agree not to hold Vinyl Works, Inc. liable. I will pay in full for any and all claims and expenses that may arise out of the design or use of said special liner.

SIGNED: _____

