



TAKE THE PLUNGE!

SPEC BOOK


54" Steel Panel

- Assembly Drawings and Guidelines
- Auto Cover Enclosure (A.C.E.)
Installation and Assembly
- Panel Layouts
- Bill of Materials


*Pool components manufactured by Imperial Pools, Inc.
are intended for private residential use only.*

Table of Contents


The Recreational page no.

8' x 16'		1
10' x 20'		2
12' x 24'		3
14' x 28'		4

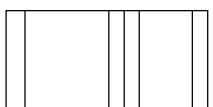
The Recreational w/ Bench page no.

8' x 16' with Bench		5
10' x 20' with Bench		6
12' x 24' with Bench		7
14' x 28' with Bench		8

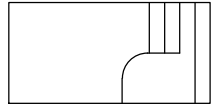
The Lounger page no.

8' x 16'		9
10' x 20'		10
12' x 24'		11
14' x 28'		12

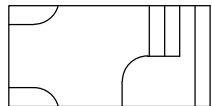
The Lounger w/ Bench page no.

8' x 16' with Bench		13
10' x 20' with Bench		14
12' x 24' with Bench		15
14' x 28' with Bench		16


The Entertainer page no.

8' x 16'		17
10' x 20'		18
12' x 24'		19
14' x 28'		20

The Entertainer w/ Bench page no.

8' x 16' with Bench		21
10' x 20' with Bench		22
12' x 24' with Bench		23
14' x 28' with Bench		24

The Socializer w/ Bench page no.

8' x 16' with Bench		25
10' x 20' with Bench		26
12' x 24' with Bench		27
14' x 28' with Bench		28

Appendix page no.

Full End Stair	A1 - A4
Full End Stair & Sundeck	A5 - A8
Side-by-Side Stair & Sundeck with Steps Right	A9 - A12
Wave Stair & Sundeck with Steps Right	A13 - A16
Full End Bench	A17 - A20
Corner Bench	A21 - A22
Bead Receiver & Edge Cap Installation	A23
Skimmer Support	A24
19" Wall Bracket for Elevated Installation	A25
7" x 7" Corner Cap for Elevated Installations	A26
Skimmer Box for Elevated Installations	A27
A.C.E. Automatic Cover Enclosure	A28 - A29

October
2024

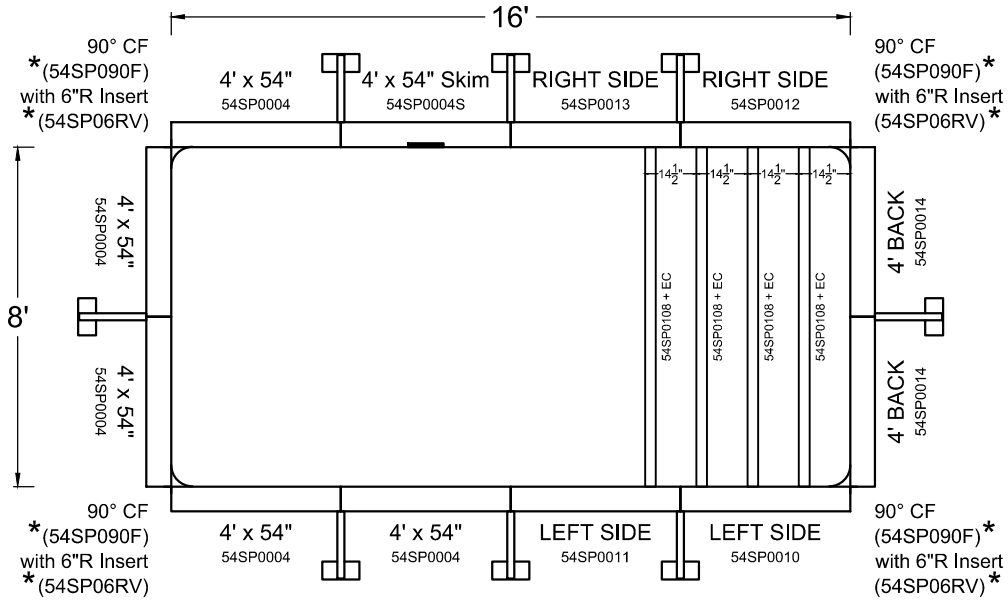
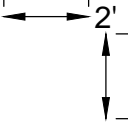


PATENT PENDING
January 2024

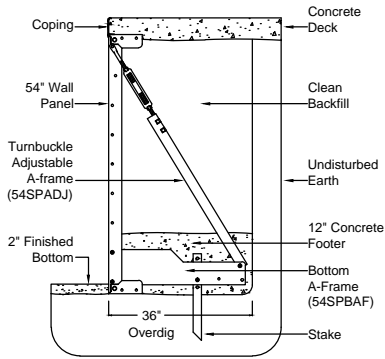
WARNING: Swimming pools can be dangerous if used improperly. Consult your dealer for information on safe use. It is the responsibility of town officials, builders and homeowners to follow safety Recommendations of APSP/ANSI, local ordinances & equipment manufacturers.

- All work not specifically shown here is to be done in accordance with the requirements of the 2024 INTERNATIONAL SWIMMING POOL & SPA CODE, APSP/ANSI/ICC-5 2011 STANDARDS FOR RESIDENTIAL INGROUND SWIMMING POOLS, and all other local building codes.
- Construction Drawing: Different methods and precautions may be dictated by various ground conditions. This is to be determined by and is the responsibility of the contractor who is not an agent of the manufacturer of the component parts.
- Depth and shape of the pool must meet minimum standards of the 2024 INTERNATIONAL SWIMMING POOL & SPA CODE and the APSP/ANSI/ICC-5 2011 STANDARDS FOR RESIDENTIAL INGROUND SWIMMING POOLS.
- A means of entry & exit for the pool must be provided in accordance with 2024 INTERNATIONAL SWIMMING POOL & SPA CODE, section 809.
- Equipotential bonding must be provided in accordance with the NATIONAL ELECTRIC CODE, NFPA 70.
- All A-frame braces are to be contained within an 12" thick (minimum) continuous poured concrete (2500 psi) perimeter collar.
- Backfill with clean earth, free of roots and debris.
- Finished bottom is to be 2" minimum of suitable material or undisturbed earth.
- NO DIVING labels are to be installed around the perimeter of the pool.
- Suction entrapment avoidance to be installed in accordance with APSP/ANSI/ICC-7
- Pool Coping / Deck is within 12" of designed waterline. This satisfies requirements for handholds per ISPS 2024 SECTION 323.1

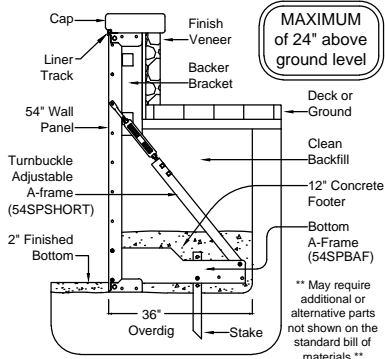
PATENT PENDING - January 2024



Full Inground Installation

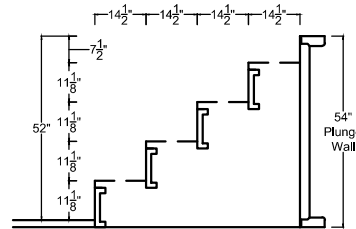


Elevated Installation



MAXIMUM of 24" above ground level

** May require additional or alternative parts not shown on the standard bill of materials **



Corner Notes

Standard pool layouts shown are with 6"R corners. For optional 90° Corner layouts, DO NOT INSTALL the supplied 6"R Insert (54SP06RV)

Installer MUST specify the type of corner (6"R or 90°) used when ordering liners

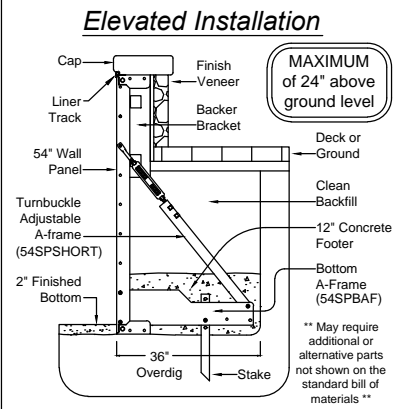
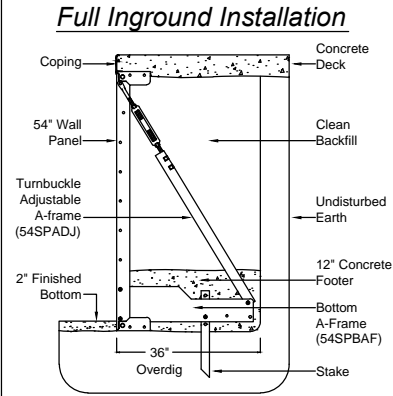
Pool Squaring Diagonals

8' x 16' ▷ 17'-10 3/4"	10' x 20' ▷ 22'-4 1/4"
12' x 24' ▷ 26'-10"	14' x 28' ▷ 31'-3 3/4"

Qty	Description	Part #
5	4' x 54" Plain Panel	54SP0004
1	4' x 54" Skimmer Panel	54SP0004S
1	8' Full End Stair	54SPFES008
4	90 Degree Corner Filler *	54SP090F
4	6" Radius Corner Insert *	54SP06RV
8	54" Adjustable Turnbuckle A-Frame	54SPADJ
8	54" Dual Bottom A-Frame	54SPBAF
8	18" Stake	04227
1	Skimmer Support	54SPSK01
5	8' Bead Receiver - Punched	048BRP
1	Tek Screws - Pack of 75	TEK75
3	3/8" Nuts & Bolts - Pack of 75	PAK75

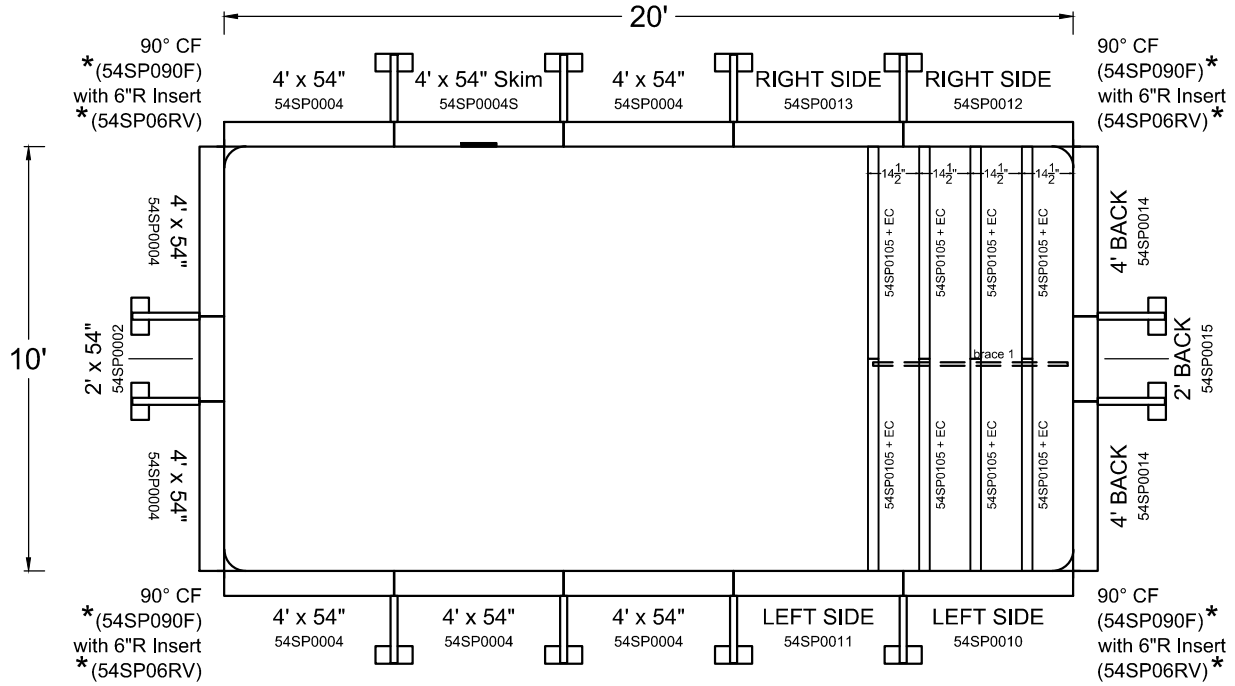
WARNING: Swimming pools can be dangerous if used improperly. Consult your dealer for information on safe use. It is the responsibility of town officials, builders and homeowners to follow safety Recommendations of APSP/ANSI, local ordinances & equipment manufacturers.

- All work not specifically shown here is to be done in accordance with the requirements of the 2024 INTERNATIONAL SWIMMING POOL & SPA CODE, APSP/ANSI/ICC-5 2011 STANDARDS FOR RESIDENTIAL INGROUND SWIMMING POOLS, and all other local building codes.
- Construction Drawing: Different methods and precautions may be dictated by various ground conditions. This is to be determined by and is the responsibility of the contractor who is not an agent of the manufacturer of the component parts.
- Depth and shape of the pool meet minimum standards of the 2024 INTERNATIONAL SWIMMING POOL & SPA CODE and the APSP/ANSI/ICC-5 2011 STANDARDS FOR RESIDENTIAL INGROUND SWIMMING POOLS.
- A means of entry & exit for the pool must be provided in accordance with 2024 INTERNATIONAL SWIMMING POOL & SPA CODE, section 809.
- Equipotential bonding must be provided in accordance with the NATIONAL ELECTRIC CODE, NFPA 70.
- All A-frame braces are to be contained within an 12" thick (minimum) continuous poured concrete (2500 psi) perimeter collar.
- Backfill with clean earth, free of roots and debris.
- Finished bottom is to be 2" minimum of suitable material or undisturbed earth.
- NO DIVING labels are to be installed around the perimeter of the pool.
- Suction entrapment avoidance to be installed in accordance with APSP/ANSI/ICC-7
- Pool Coping / Deck is within 12" of designed waterline. This satisfies requirements for handholds per ISPS 2024 SECTION 323.1

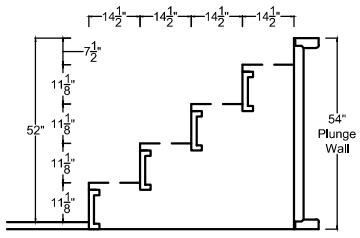


Page: **2**
 Perimeter: **60'-0"**

PATENT PENDING - January 2024



8' x 16'	▷ 17'-10 3/4"	10' x 20'	▷ 22'-4 1/4"
12' x 24'	▷ 26'-10"	14' x 28'	▷ 31'-3 3/4"



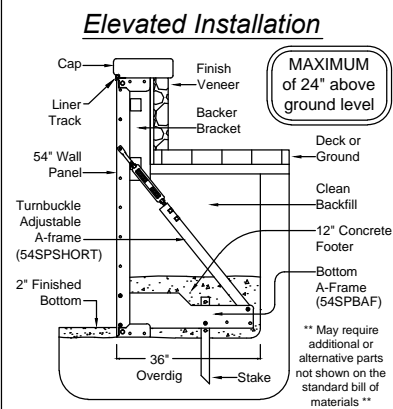
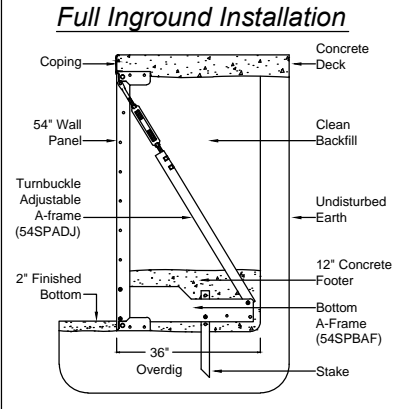
Corner Notes
 Standard pool layouts shown are with 6"R corners. For optional 90° Corner layouts, DO NOT INSTALL the supplied 6"R Insert (54SP06RV) *
 Installer MUST specify the type of corner (6"R or 90°) used when ordering liners.

Qty	Description	Part #
1	2' x 54" Plain Panel	54SP0002
7	4' x 54" Plain Panel	54SP0004
1	4' x 54" Skimmer Panel	54SP0004S
1	10' Full End Stair	54SPFES010
4	90 Degree Corner Filler *	54SP090F
4	6" Radius Corner Insert *	54SP06RV
12	54" Adjustable Turnbuckle A-Frame	54SPADJ
12	54" Dual Bottom A-Frame	54SPBAF
12	18" Stake	04227
1	Skimmer Support	54SPSK01
6	8' Bead Receiver - Punched	048BRP
1	Tek Screws - Pack of 75	TEK75
3	3/8" Nuts & Bolts - Pack of 100	PAK100
1	3/8" Nuts & Bolts - Pack of 75	PAK75

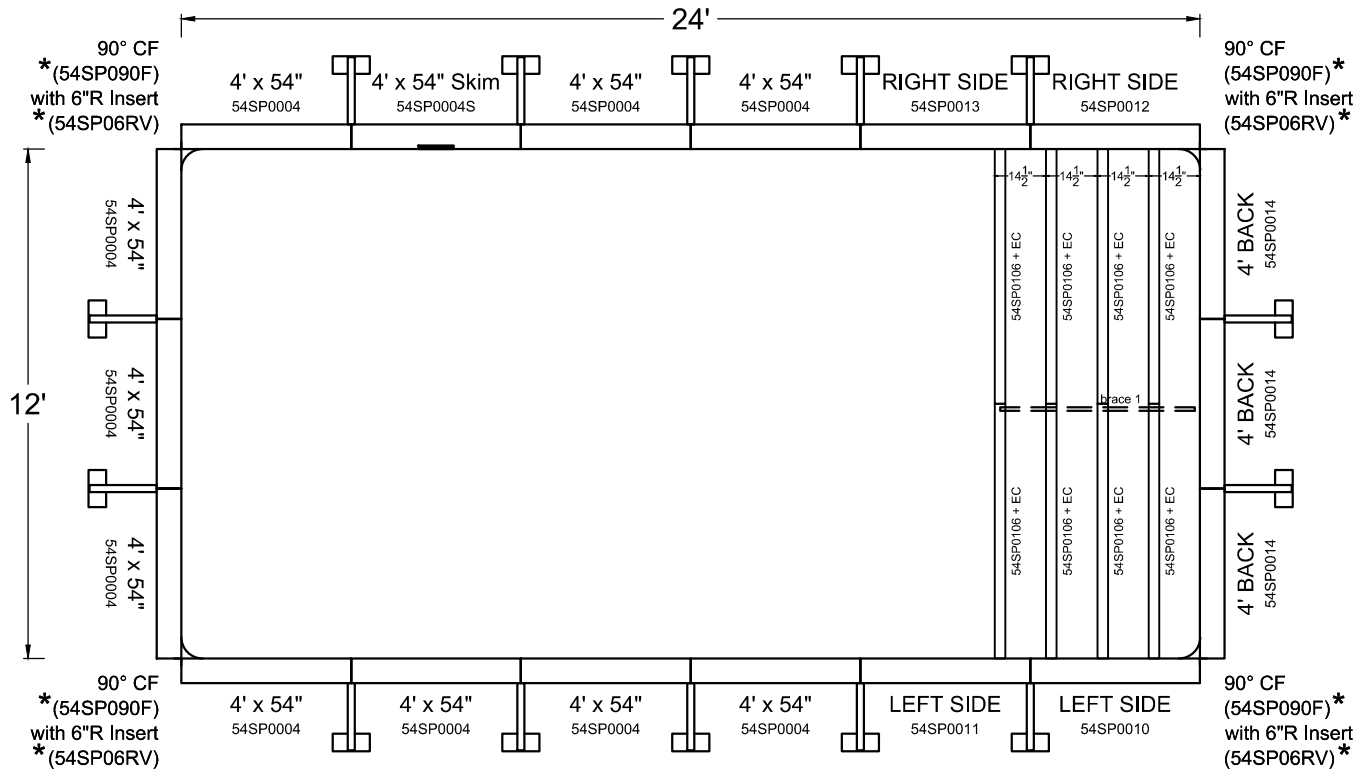
Surface Area: **200.00 SF** Volume: **5,146 gal.** Type **0 Non-Diving** October **2024** **Imperial POOLS MANUFACTURING** **The Recreational - 10' x 20'** 1020-FES

WARNING: Swimming pools can be dangerous if used improperly. Consult your dealer for information on safe use. It is the responsibility of town officials, builders and homeowners to follow safety Recommendations of APSP/ANSI, local ordinances & equipment manufacturers.

- All work not specifically shown here is to be done in accordance with the requirements of the 2024 INTERNATIONAL SWIMMING POOL & SPA CODE, APSP/ANSI/ICC-5 2011 STANDARDS FOR RESIDENTIAL INGROUND SWIMMING POOLS, and all other local building codes.
- Construction Drawing: Different methods and precautions may be dictated by various ground conditions. This is to be determined by and is the responsibility of the contractor who is not an agent of the manufacturer of the component parts.
- Depth and shape of the pool meet minimum standards of the 2024 INTERNATIONAL SWIMMING POOL & SPA CODE and the APSP/ANSI/ICC-5 2011 STANDARDS FOR RESIDENTIAL INGROUND SWIMMING POOLS.
- A means of entry & exit for the pool must be provided in accordance with 2024 INTERNATIONAL SWIMMING POOL & SPA CODE, section 809.
- Equipotential bonding must be provided in accordance with the NATIONAL ELECTRIC CODE, NFPA 70.
- All A-frame braces are to be contained within an 12" thick (minimum) continuous poured concrete (2500 psi) perimeter collar.
- Backfill with clean earth, free of roots and debris.
- Finished bottom is to be 2" minimum of suitable material or undisturbed earth.
- NO DIVING labels are to be installed around the perimeter of the pool.
- Suction entrapment avoidance to be installed in accordance with APSP/ANSI/ICC-7
- Pool Coping / Deck is within 12" of designed waterline. This satisfies requirements for handholds per 15PSC 2024 SECTION 323.1

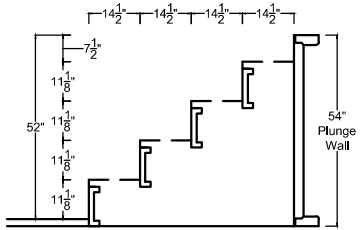


PATENT PENDING - January 2024



Pool Squaring Diagonals

8' x 16'	▷ 17'-10 3/4"	10' x 20'	▷ 22'-4 1/4"
12' x 24'	▷ 26'-10"	14' x 28'	▷ 31'-3 3/4"



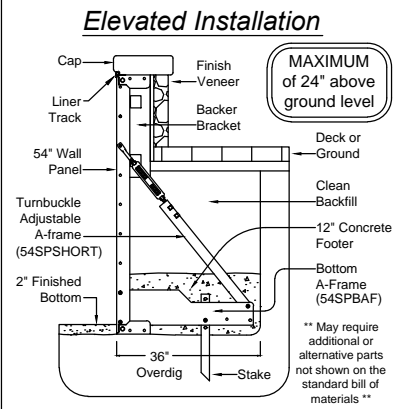
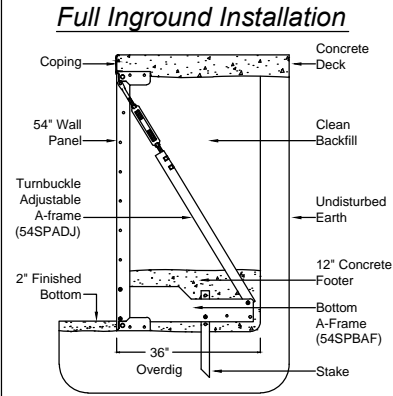
Corner Notes
Standard pool layouts shown are with 6"R corners. For optional 90° Corner layouts, DO NOT INSTALL the supplied 6"R Insert (54SP06RV) *

Installer MUST specify the type of corner (6"R or 90°) used when ordering liners *

Qty	Description	Part #
10	4' x 54" Plain Panel	54SP0004
1	4' x 54" Skimmer Panel	54SP0004S
1	12' Full End Stair	54SPFES012
4	90 Degree Corner Filler *	54SP090F
4	6" Radius Corner Insert *	54SP06RV
14	54" Adjustable Turnbuckle A-Frame	54SPADJ
14	54" Dual Bottom A-Frame	54SPBAF
14	18" Stake	04227
1	Skimmer Support	54SPSK01
7	8' Bead Receiver - Punched	048BRP
1	Tek Screws - Pack of 75	TEK75
4	3/8" Nuts & Bolts - Pack of 100	PAK100

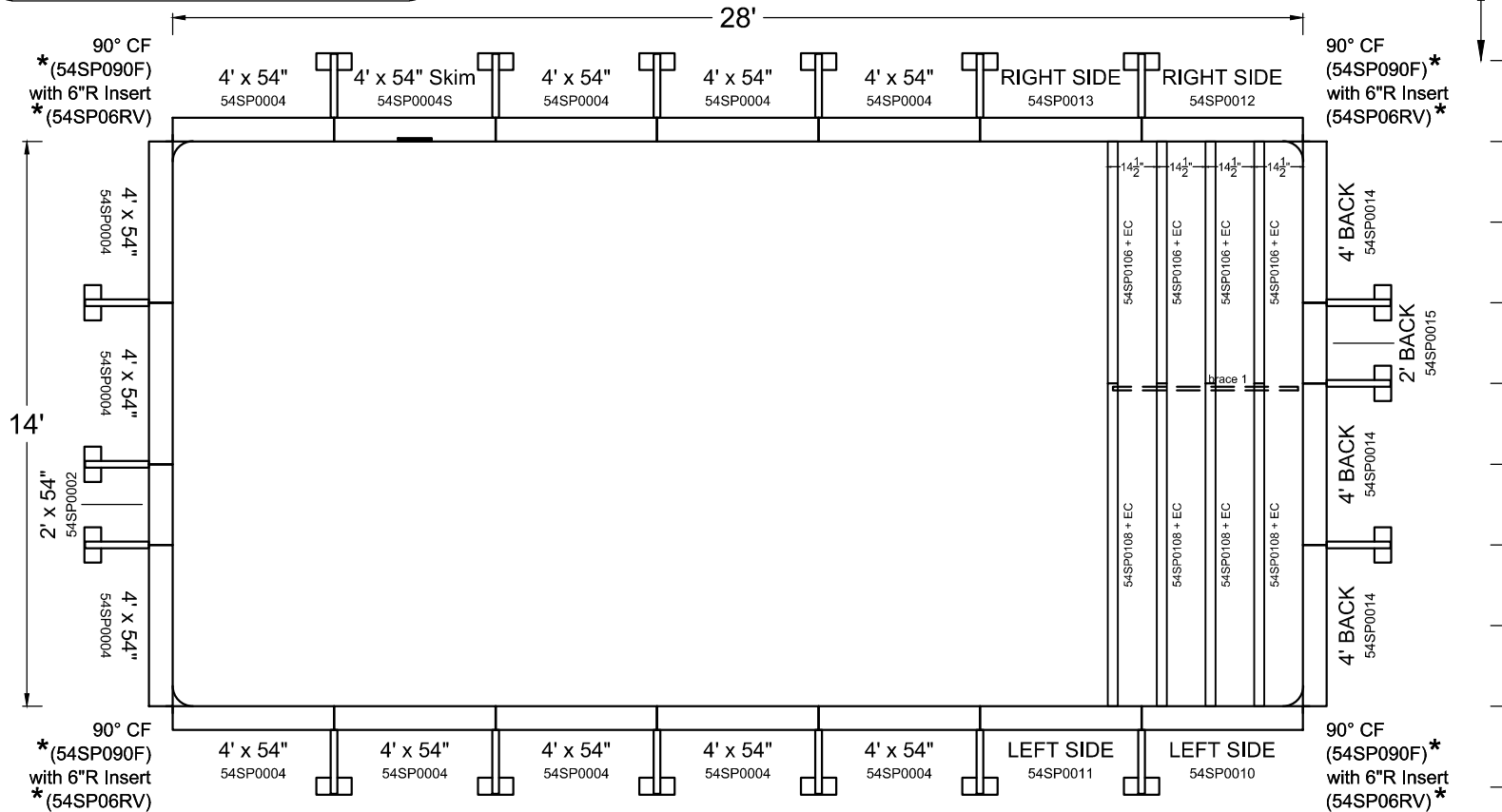
WARNING: Swimming pools can be dangerous if used improperly. Consult your dealer for information on safe use. It is the responsibility of town officials, builders and homeowners to follow safety Recommendations of APSP/ANSI, local ordinances & equipment manufacturers.

- All work not specifically shown here is to be done in accordance with the requirements of the 2024 INTERNATIONAL SWIMMING POOL & SPA CODE, APSP/ANSI/ICC-5 2011 STANDARDS FOR RESIDENTIAL INGROUND SWIMMING POOLS, and all other local building codes.
- Construction Drawing: Different methods and precautions may be dictated by various ground conditions. This is to be determined by and is the responsibility of the contractor who is not an agent of the manufacturer of the component parts.
- Depth and shape of the pool meet minimum standards of the 2024 INTERNATIONAL SWIMMING POOL & SPA CODE and the APSP/ANSI/ICC-5 2011 STANDARDS FOR RESIDENTIAL INGROUND SWIMMING POOLS.
- A means of entry & exit for the pool must be provided in accordance with 2024 INTERNATIONAL SWIMMING POOL & SPA CODE, section 809.
- Equipotential bonding must be provided in accordance with the NATIONAL ELECTRIC CODE, NFPA 70.
- All A-frame braces are to be contained within an 12" thick (minimum) continuous poured concrete (2500 psi) perimeter collar.
- Backfill with clean earth, free of roots and debris.
- Finished bottom is to be 2" minimum of suitable material or undisturbed earth.
- NO DIVING labels are to be installed around the perimeter of the pool.
- Suction entrapment avoidance to be installed in accordance with APSP/ANSI/ICC-7.
- Pool Coping / Deck is within 12" of designed waterline. This satisfies requirements for handholds per 15PSC 2024 SECTION 323.1



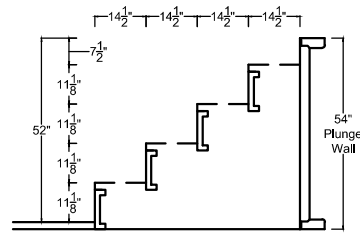
Page: **4** Perimeter: **84'-0"**

PATENT PENDING - January 2024



Pool Squaring Diagonals

8' x 16'	▷ 17'-10 3/4"	10' x 20'	▷ 22'-4 1/4"
12' x 24'	▷ 26'-10"	14' x 28'	▷ 31'-3 3/4"



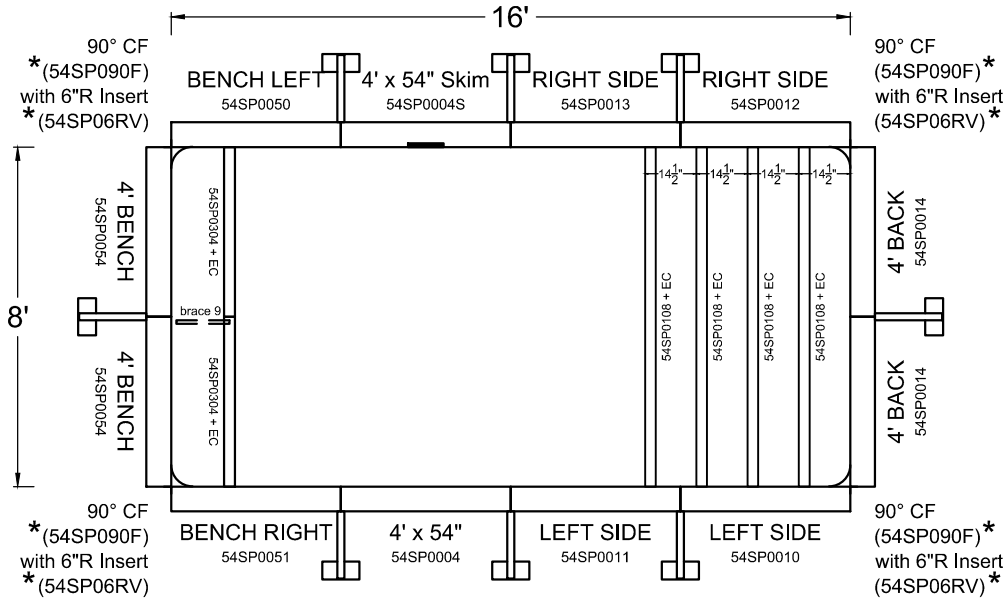
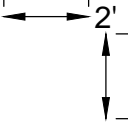
Corner Notes
Standard pool layouts shown are with 6\"/>

Qty	Description	Part #
1	2' x 54" Plain Panel	54SP0002
12	4' x 54" Plain Panel	54SP0004
1	4' x 54" Skimmer Panel	54SP0004S
1	14' Full End Stair	54SPFES014
4	90 Degree Corner Filler *	54SP090F
4	6" Radius Corner Insert *	54SP06RV
18	54" Adjustable Turnbuckle A-Frame	54SPADJ
18	54" Dual Bottom A-Frame	54SPBAF
18	18" Stake	04227
1	Skimmer Support	54SPSK01
8	8' Bead Receiver - Punched	048BRP
1	Tek Screws - Pack of 75	TEK75
4	3/8" Nuts & Bolts - Pack of 100	PAK100

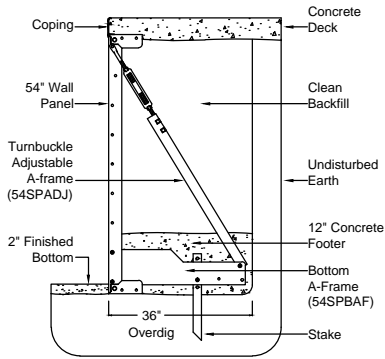
WARNING: Swimming pools can be dangerous if used improperly. Consult your dealer for information on safe use. It is the responsibility of town officials, builders and homeowners to follow safety Recommendations of APSP/ANSI, local ordinances & equipment manufacturers.

- All work not specifically shown here is to be done in accordance with the requirements of the 2024 INTERNATIONAL SWIMMING POOL & SPA CODE, APSP/ANSI/ICC-5 2011 STANDARDS FOR RESIDENTIAL INGROUND SWIMMING POOLS, and all other local building codes.
- Construction Drawing: Different methods and precautions may be dictated by various ground conditions. This is to be determined by and is the responsibility of the contractor who is not an agent of the manufacturer of the component parts.
- Depth and shape of the pool meet minimum standards of the 2024 INTERNATIONAL SWIMMING POOL & SPA CODE and the APSP/ANSI/ICC-5 2011 STANDARDS FOR RESIDENTIAL INGROUND SWIMMING POOLS.
- A means of entry & exit for the pool must be provided in accordance with 2024 INTERNATIONAL SWIMMING POOL & SPA CODE, section 809.
- Equipotential bonding must be provided in accordance with the NATIONAL ELECTRIC CODE, NFPA 70.
- All A-frame braces are to be contained within an 12" thick (minimum) continuous poured concrete (2500 psi) perimeter collar.
- Backfill with clean earth, free of roots and debris.
- Finished bottom is to be 2" minimum of suitable material or undisturbed earth.
- NO DIVING labels are to be installed around the perimeter of the pool.
- Suction entrapment avoidance to be installed in accordance with APSP/ANSI/ICC-7
- Pool Coping / Deck is within 12" of designed waterline. This satisfies requirements for handholds per ISPS 2024 SECTION 323.1

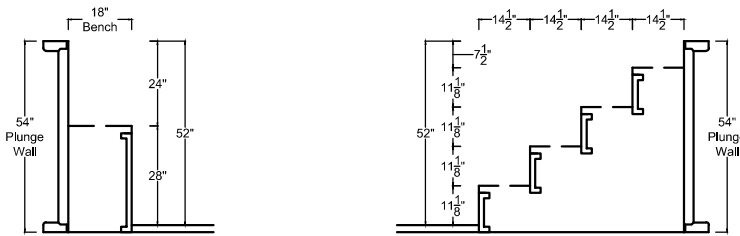
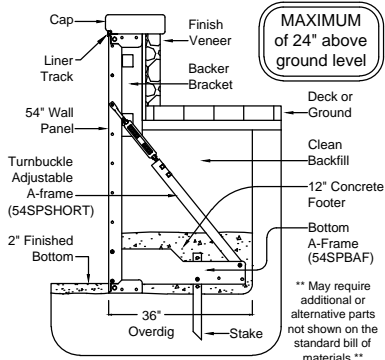
PATENT PENDING - January 2024



Full Inground Installation



Elevated Installation



Pool Squaring Diagonals

8' x 16' > 17'-10 3/4"	10' x 20' > 22'-4 1/4"
12' x 24' > 26'-10"	14' x 28' > 31'-3 3/4"

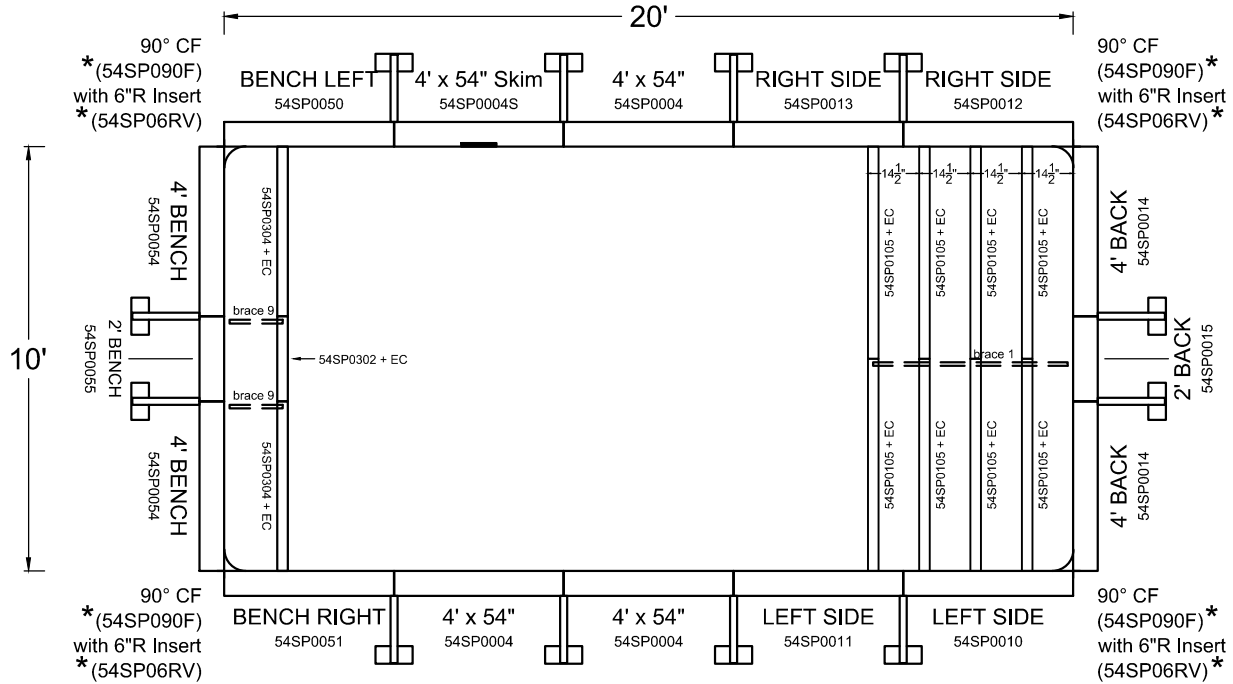
Corner Notes
Standard pool layouts shown are with 6"R corners. For optional 90° Corner layouts, DO NOT INSTALL the supplied 6"R Insert (54SP06RV) *
Installer MUST specify the type of corner (6"R or 90°) used when ordering liners *

Qty	Description	Part #
1	4' x 54" Plain Panel	54SP0004
1	4' x 54" Skimmer Panel	54SP0004S
1	8' Full End Bench	54SPFEB008
1	8' Full End Stair	54SPFES008
4	90 Degree Corner Filler *	54SP090F
4	6" Radius Corner Insert *	54SP06RV
8	54" Adjustable Turnbuckle A-Frame	54SPADJ
8	54" Dual Bottom A-Frame	54SPBAF
8	18" Stake	04227
1	Skimmer Support	54SPSK01
6	8' Bead Receiver - Punched	048BRP
1	Tek Screws - Pack of 75	TEK75
1	3/8" Nuts & Bolts - Pack of 100	PAK100
2	3/8" Nuts & Bolts - Pack of 75	PAK75

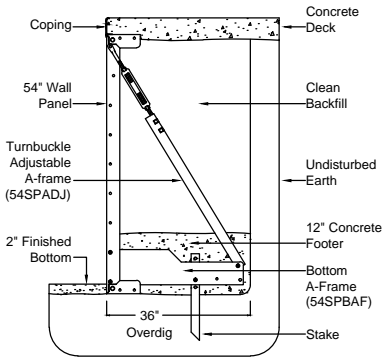
WARNING: Swimming pools can be dangerous if used improperly. Consult your dealer for information on safe use. It is the responsibility of town officials, builders and homeowners to follow safety Recommendations of APSP/ANSI, local ordinances & equipment manufacturers.

- All work not specifically shown here is to be done in accordance with the requirements of the 2024 INTERNATIONAL SWIMMING POOL & SPA CODE, APSP/ANSI/ICC-5 2011 STANDARDS FOR RESIDENTIAL INGROUND SWIMMING POOLS, and all other local building codes.
- Construction Drawing: Different methods and precautions may be dictated by various ground conditions. This is to be determined by and is the responsibility of the contractor who is not an agent of the manufacturer of the component parts.
- Depth and shape of the pool meet minimum standards of the 2024 INTERNATIONAL SWIMMING POOL & SPA CODE and the APSP/ANSI/ICC-5 2011 STANDARDS FOR RESIDENTIAL INGROUND SWIMMING POOLS.
- A means of entry & exit for the pool must be provided in accordance with 2024 INTERNATIONAL SWIMMING POOL & SPA CODE, section 809.
- Equipotential bonding must be provided in accordance with the NATIONAL ELECTRIC CODE, NFPA 70.
- All A-frame braces are to be contained within an 12" thick (minimum) continuous poured concrete (2500 psi) perimeter collar.
- Backfill with clean earth, free of roots and debris.
- Finished bottom is to be 2" minimum of suitable material or undisturbed earth.
- NO DIVING labels are to be installed around the perimeter of the pool.
- Suction entrapment avoidance to be installed in accordance with APSP/ANSI/ICC-7
- Pool Coping / Deck is within 12" of designed waterline. This satisfies requirements for handholds per ISPS 2024 SECTION 323.1

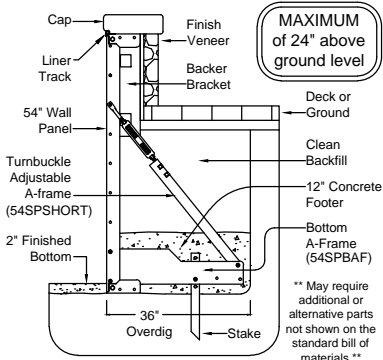
PATENT PENDING - January 2024



Full Inground Installation



Elevated Installation



MAXIMUM of 24" above ground level

Pool Squaring Diagonals

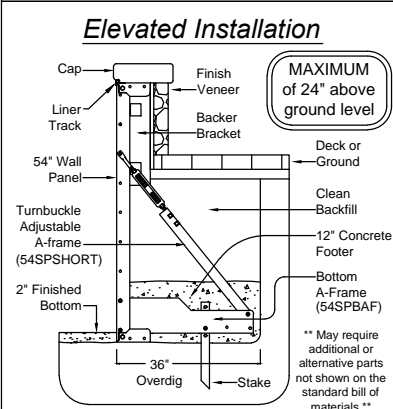
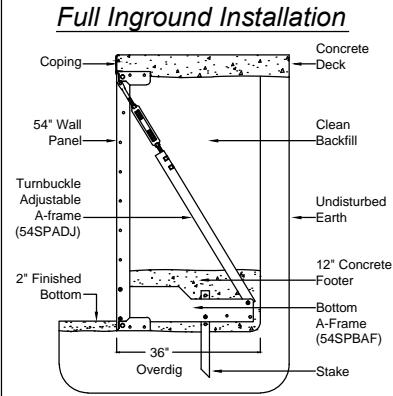
8' x 16'	▷ 17'-10 3/4"	10' x 20'	▷ 22'-4 1/4"
12' x 24'	▷ 26'-10"	14' x 28'	▷ 31'-3 3/4"

Corner Notes
Standard pool layouts shown are with 6"R corners. For optional 90° Corner layouts, DO NOT INSTALL the supplied 6"R Insert (54SP06RV) *
Installer MUST specify the type of corner (6"R or 90°) used when ordering liners *

Qty	Description	Part #
3	4' x 54" Plain Panel	54SP0004
1	4' x 54" Skimmer Panel	54SP0004S
1	10' Full End Bench	54SPFEB010
1	10' Full End Stair	54SPFES010
4	90 Degree Corner Filler *	54SP090F
4	6" Radius Corner Insert *	54SP06RV
12	54" Adjustable Turnbuckle A-Frame	54SPADJ
12	54" Dual Bottom A-Frame	54SPBAF
12	18" Stake	04227
1	Skimmer Support	54SPSK01
7	8' Bead Receiver - Punched	048BRP
1	Tek Screws - Pack of 75	TEK75
4	3/8" Nuts & Bolts - Pack of 100	PAK100

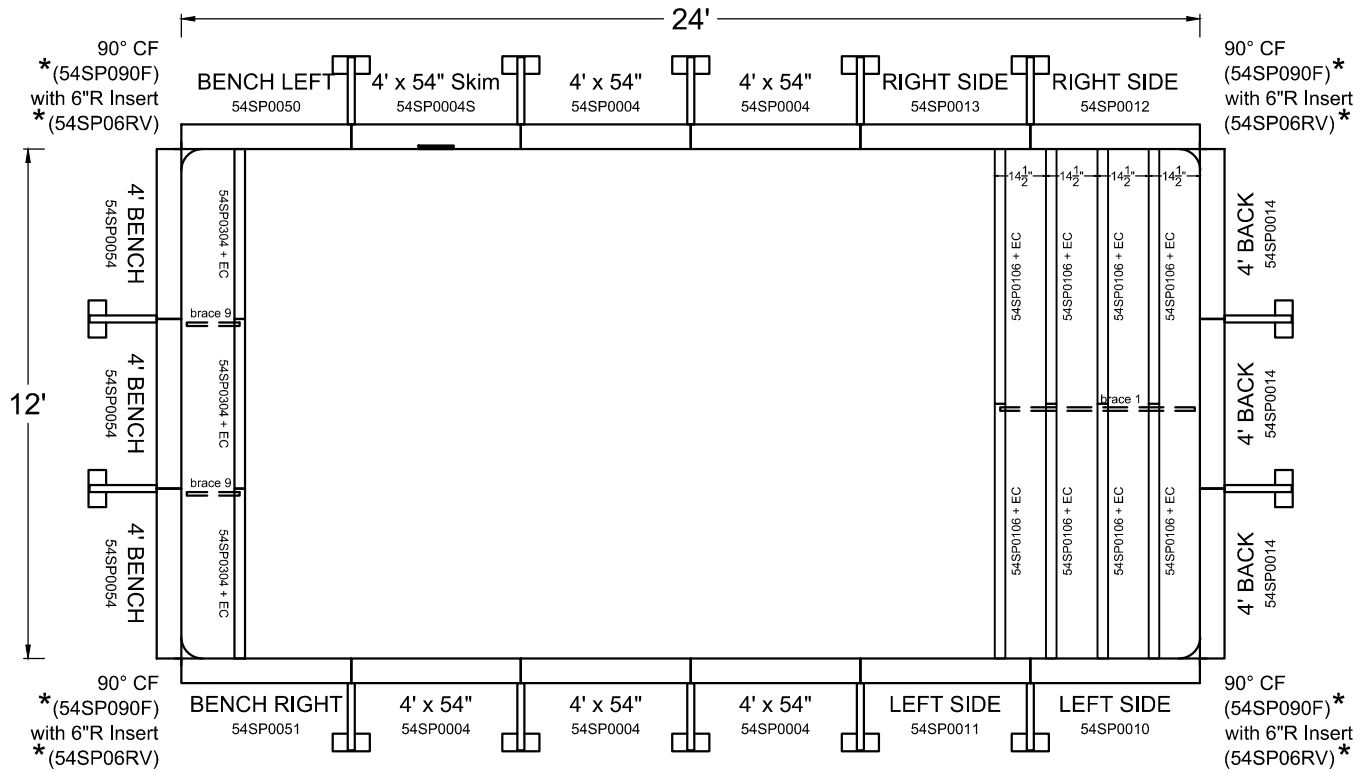
WARNING: Swimming pools can be dangerous if used improperly. Consult your dealer for information on safe use. It is the responsibility of town officials, builders and homeowners to follow safety Recommendations of APSP/ANSI, local ordinances & equipment manufacturers.

- All work not specifically shown here is to be done in accordance with the requirements of the 2024 INTERNATIONAL SWIMMING POOL & SPA CODE, APSP/ANSI/ICC-5 2011 STANDARDS FOR RESIDENTIAL INGROUND SWIMMING POOLS, and all other local building codes.
- Construction Drawing: Different methods and precautions may be dictated by various ground conditions. This is to be determined by and is the responsibility of the contractor who is not an agent of the manufacturer of the component parts.
- Depth and shape of the pool meet minimum standards of the 2024 INTERNATIONAL SWIMMING POOL & SPA CODE and the APSP/ANSI/ICC-5 2011 STANDARDS FOR RESIDENTIAL INGROUND SWIMMING POOLS.
- A means of entry & exit for the pool must be provided in accordance with 2024 INTERNATIONAL SWIMMING POOL & SPA CODE, section 809.
- Equipotential bonding must be provided in accordance with the NATIONAL ELECTRIC CODE, NFPA 70.
- All A-frame braces are to be contained within an 12" thick (minimum) continuous poured concrete (2500 psi) perimeter collar.
- Backfill with clean earth, free of roots and debris.
- Finished bottom is to be 2" minimum of suitable material or undisturbed earth.
- NO DIVING labels are to be installed around the perimeter of the pool.
- Suction entrapment avoidance to be installed in accordance with APSP/ANSI/ICC-7
- Pool Coping / Deck is within 12" of designed waterline. This satisfies requirements for handholds per 15PSC 2024 SECTION 323.1



Page: **7**
 Perimeter: **72'-0"**

PATENT PENDING - January 2024



Pool Squaring Diagonals

8' x 16'	▷ 17'-10 3/4"	10' x 20'	▷ 22'-4 1/4"
12' x 24'	▷ 26'-10"	14' x 28'	▷ 31'-3 3/4"

Corner Notes

Standard pool layouts shown are with 6"R corners. For optional 90° Corner layouts, DO NOT INSTALL the supplied 6"R Insert (54SP06RV) *

Installer MUST specify the type of corner (6"R or 90°) used when ordering liners *

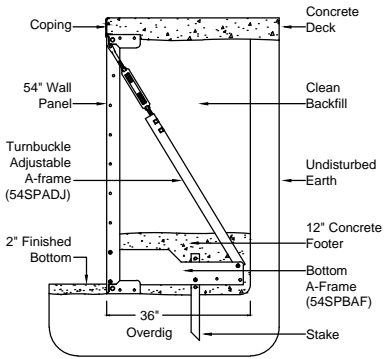
Qty	Description	Part #
5	4' x 54" Plain Panel	54SP0004
1	4' x 54" Skimmer Panel	54SP0004S
1	12' Full End Bench	54SPFEB012
1	12' Full End Stair	54SPFES012
4	90 Degree Corner Filler *	54SP090F
4	6" Radius Corner Insert *	54SP06RV
14	54" Adjustable Turnbuckle A-Frame	54SPADJ
14	54" Dual Bottom A-Frame	54SPBAF
14	18" Stake	04227
1	Skimmer Support	54SPSK01
8	8" Bead Receiver - Punched	048BRP
1	Tek Screws - Pack of 75	TEK75
3	3/8" Nuts & Bolts - Pack of 100	PAK100
2	3/8" Nuts & Bolts - Pack of 75	PAK75

Surface Area: **288.00 SF** Volume: **7,298 gal.** Type **0** Non-Diving October **2024** **Imperial** MANUFACTURING POOLS **The Recreational - 12' x 24' with Bench** 1224-FES-FEB

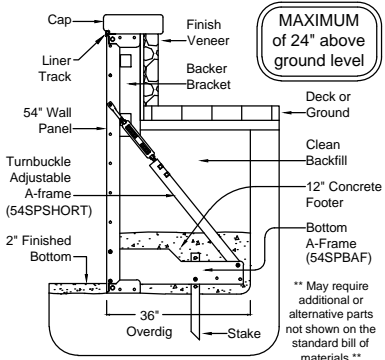
WARNING: Swimming pools can be dangerous if used improperly. Consult your dealer for information on safe use. It is the responsibility of town officials, builders and homeowners to follow safety Recommendations of APSP/ANSI, local ordinances & equipment manufacturers.

- All work not specifically shown here is to be done in accordance with the requirements of the 2024 INTERNATIONAL SWIMMING POOL & SPA CODE, APSP/ANSI/ICC-5 2011 STANDARDS FOR RESIDENTIAL INGROUND SWIMMING POOLS, and all other local building codes.
- Construction Drawing: Different methods and precautions may be dictated by various ground conditions. This is to be determined by and is the responsibility of the contractor who is not an agent of the manufacturer of the component parts.
- Depth and shape of the pool meet minimum standards of the 2024 INTERNATIONAL SWIMMING POOL & SPA CODE and the APSP/ANSI/ICC-5 2011 STANDARDS FOR RESIDENTIAL INGROUND SWIMMING POOLS.
- A means of entry & exit for the pool must be provided in accordance with 2024 INTERNATIONAL SWIMMING POOL & SPA CODE, section 809.
- Equipotential bonding must be provided in accordance with the NATIONAL ELECTRIC CODE, NFPA 70.
- All A-frame braces are to be contained within an 12" thick (minimum) continuous poured concrete (2500 psi) perimeter collar.
- Backfill with clean earth, free of roots and debris.
- Finished bottom is to be 2" minimum of suitable material or undisturbed earth.
- NO DIVING labels are to be installed around the perimeter of the pool.
- Suction entrapment avoidance to be installed in accordance with APSP/ANSI/ICC-7
- Pool Coping / Deck is within 12" of designed waterline. This satisfies requirements for handholds per 15PSC 2024 SECTION 323.1

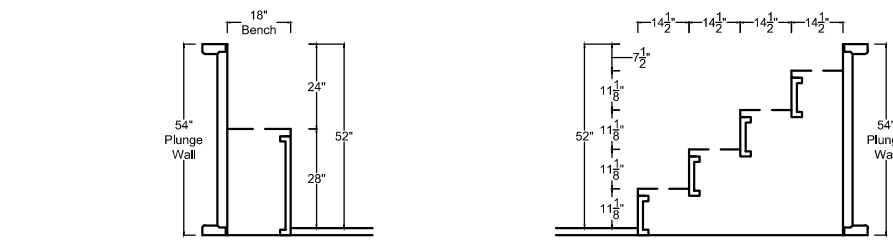
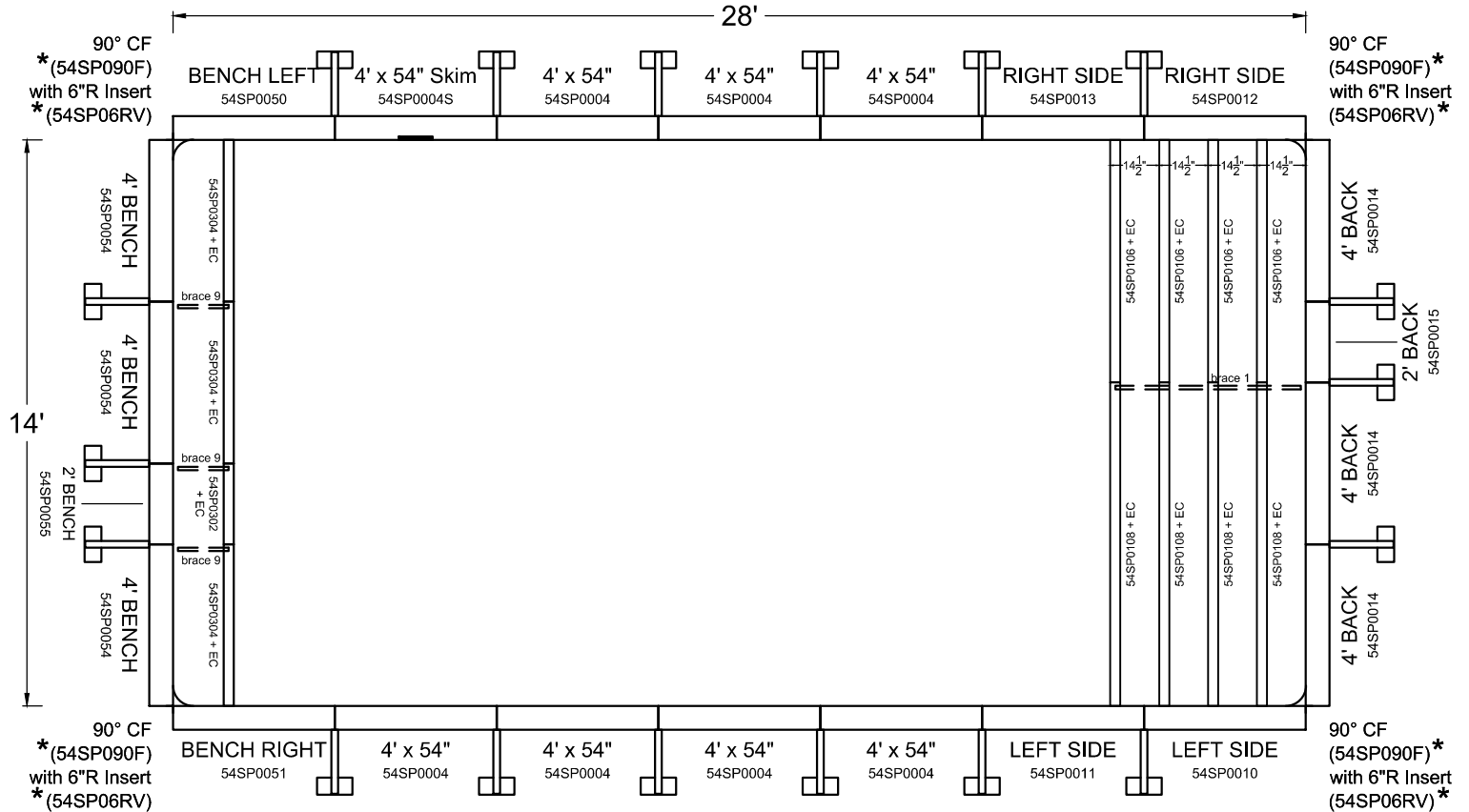
Full Inground Installation



Elevated Installation



PATENT PENDING - January 2024



8' x 16'	▷ 17'-10 3/4"	10' x 20'	▷ 22'-4 1/4"
12' x 24'	▷ 26'-10"	14' x 28'	▷ 31'-3 3/4"

Corner Notes
Standard pool layouts shown are with 6"R corners. For optional 90° Corner layouts, DO NOT INSTALL the supplied 6"R Insert (54SP6RV) *

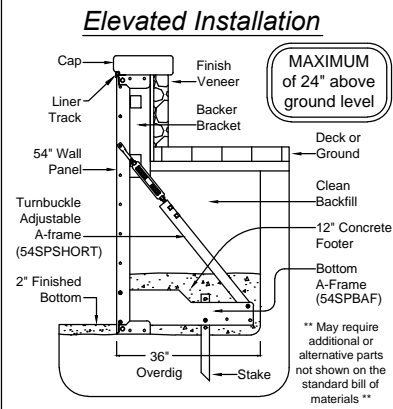
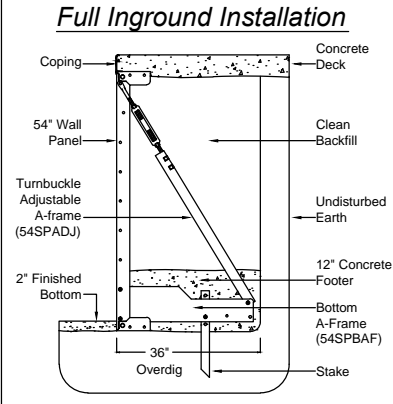
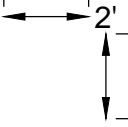
Installer MUST specify the type of corner (6"R or 90°) used when ordering liners *

Qty	Description	Part #
7	4' x 54" Plain Panel	54SP0004
1	4' x 54" Skimmer Panel	54SP0004S
1	14' Full End Bench	54SPFEB014
1	14' Full End Stair	54SPFES014
4	90 Degree Corner Filler *	54SP090F
4	6" Radius Corner Insert *	54SP06RV
18	54" Adjustable Turnbuckle A-Frame	54SPADJ
18	54" Dual Bottom A-Frame	54SPBAF
18	18" Stake	04227
1	Skimmer Support	54SPSK01
10	8' Bead Receiver - Punched	048BRP
1	Tek Screws - Pack of 75	TEK75
3	3/8" Nuts & Bolts - Pack of 100	PAK100
2	3/8" Nuts & Bolts - Pack of 75	PAK75

WARNING: Swimming pools can be dangerous if used improperly. Consult your dealer for information on safe use. It's the responsibility of town officials, builders and homeowners to follow safety Recommendations of APSP/ANSI, local ordinances & equipment manufacturers.

- All work not specifically shown here is to be done in accordance with the requirements of the 2024 INTERNATIONAL SWIMMING POOL & SPA CODE, APSP/ANSI/ICC-5 2011 STANDARDS FOR RESIDENTIAL INGROUND SWIMMING POOLS, and all other local building codes.
- Construction Drawing: Different methods and precautions may be dictated by various ground conditions. This is to be determined by and is the responsibility of the contractor who is not an agent of the manufacturer of the component parts.
- Depth and shape of the pool meet minimum standards of the 2024 INTERNATIONAL SWIMMING POOL & SPA CODE and the APSP/ANSI/ICC-5 2011 STANDARDS FOR RESIDENTIAL INGROUND SWIMMING POOLS.
- A means of entry & exit for the pool must be provided in accordance with 2024 INTERNATIONAL SWIMMING POOL & SPA CODE, section 809.
- Equipotential bonding must be provided in accordance with the NATIONAL ELECTRIC CODE, NFPA 70.
- All A-frame braces are to be contained within an 12" thick (minimum) continuous poured concrete (2500 psi) perimeter collar.
- Backfill with clean earth, free of roots and debris.
- Finished bottom is to be 2" minimum of suitable material or undisturbed earth.
- NO DIVING labels are to be installed around the perimeter of the pool.
- Suction entrapment avoidance to be installed in accordance with APSP/ANSI/ICC-7
- Pool Coping / Deck is within 12" of designed waterline. This satisfies requirements for handholds per ISPS 2024 SECTION 323.1

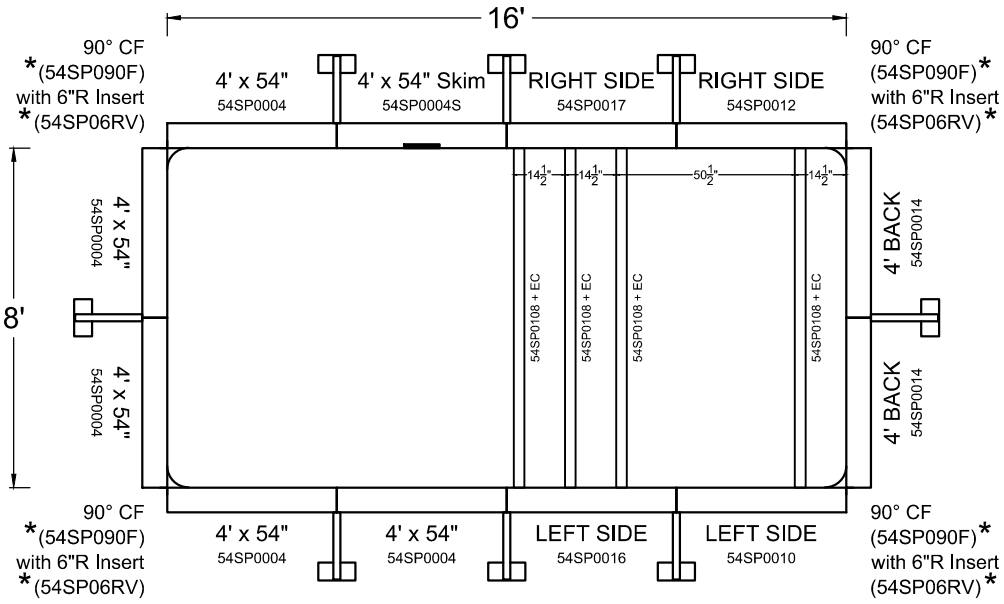
PATENT PENDING - January 2024



8' x 16'	▷ 17'-10 3/4"	10' x 20'	▷ 22'-4 1/4"
12' x 24'	▷ 26'-10"	14' x 28'	▷ 31'-3 3/4"

Corner Notes
Standard pool layouts shown are with 6"R corners. For optional 90° Corner layouts, DO NOT INSTALL the supplied 6"R Insert (54SP06RV) *

Installer MUST specify the type of corner (6"R or 90°) used when ordering liners *

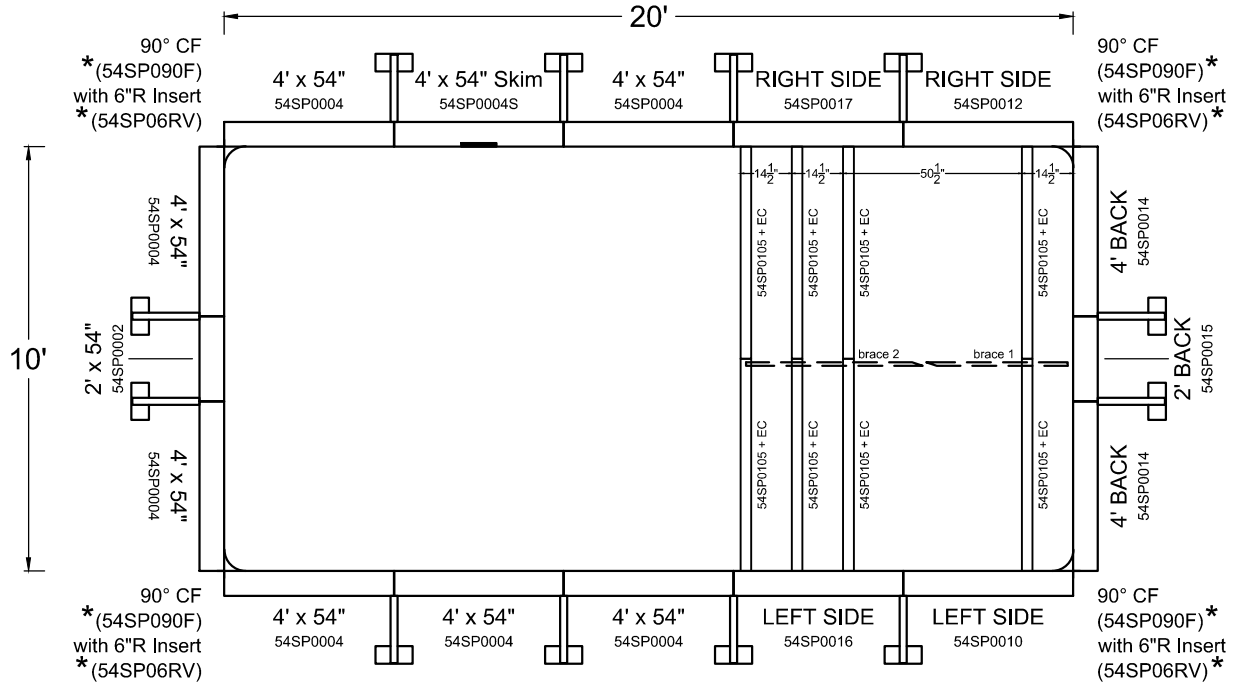


Qty	Description	Part #
5	4' x 54" Plain Panel	54SP0004
1	4' x 54" Skimmer Panel	54SP0004S
1	8' Full End Stair & Sundeck	54SPFSD008
4	90 Degree Corner Filler *	54SP090F
4	6" Radius Corner Insert *	54SP06RV
8	54" Adjustable Turnbuckle A-Frame	54SPADJ
8	54" Dual Bottom A-Frame	54SPBAF
8	18" Stake	04227
1	Skimmer Support	54SPSK01
6	8' Bead Receiver - Punched	048BRP
1	Tek Screws - Pack of 75	TEK75
1	3/8" Nuts & Bolts - Pack of 100	PAK100
2	3/8" Nuts & Bolts - Pack of 75	PAK75

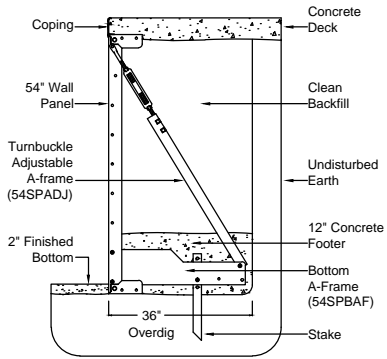
WARNING: Swimming pools can be dangerous if used improperly. Consult your dealer for information on safe use. It is the responsibility of town officials, builders and homeowners to follow safety Recommendations of APSP/ANSI, local ordinances & equipment manufacturers.

- All work not specifically shown here is to be done in accordance with the requirements of the 2024 INTERNATIONAL SWIMMING POOL & SPA CODE, APSP/ANSI/ICC-5 2011 STANDARDS FOR RESIDENTIAL INGROUND SWIMMING POOLS, and all other local building codes.
- Construction Drawing: Different methods and precautions may be dictated by various ground conditions. This is to be determined by and is the responsibility of the contractor who is not an agent of the manufacturer of the component parts.
- Depth and shape of the pool meet minimum standards of the 2024 INTERNATIONAL SWIMMING POOL & SPA CODE and the APSP/ANSI/ICC-5 2011 STANDARDS FOR RESIDENTIAL INGROUND SWIMMING POOLS.
- A means of entry & exit for the pool must be provided in accordance with 2024 INTERNATIONAL SWIMMING POOL & SPA CODE, section 809.
- Equipotential bonding must be provided in accordance with the NATIONAL ELECTRIC CODE, NFPA 70.
- All A-frame braces are to be contained within an 12" thick (minimum) continuous poured concrete (2500 psi) perimeter collar.
- Backfill with clean earth, free of roots and debris.
- Finished bottom is to be 2" minimum of suitable material or undisturbed earth.
- NO DIVING labels are to be installed around the perimeter of the pool.
- Suction entrapment avoidance to be installed in accordance with APSP/ANSI/ICC-7
- Pool Coping / Deck is within 12" of designed waterline. This satisfies requirements for handholds per ISPS 2024 SECTION 323.1

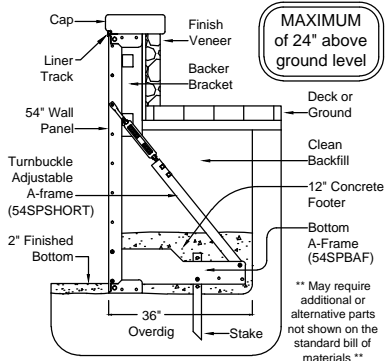
PATENT PENDING - January 2024



Full Inground Installation



Elevated Installation



Pool Squaring Diagonals

8' x 16'	▷ 17'-10 3/4"	10' x 20'	▷ 22'-4 1/4"
12' x 24'	▷ 26'-10"	14' x 28'	▷ 31'-3 3/4"

Corner Notes

Standard pool layouts shown are with 6"R corners. For optional 90° Corner layouts, DO NOT INSTALL the supplied 6"R Insert (54SP06RV)

Installer MUST specify the type of corner (6"R or 90°) used when ordering liners

Qty	Description	Part #
1	2' x 54" Plain Panel	54SP0002
7	4' x 54" Plain Panel	54SP0004
1	4' x 54" Skimmer Panel	54SP0004S
4	90 Degree Corner Filler *	54SP090F
4	6" Radius Corner Insert *	54SP06RV
12	54" Adjustable Turnbuckle A-Frame	54SPADJ
12	54" Dual Bottom A-Frame	54SPBAF
12	18" Stake	04227
1	Skimmer Support	54SPSK01
7	8" Bead Receiver - Punched	048BRP
1	Tek Screws - Pack of 75	TEK75
2	3/8" Nuts & Bolts - Pack of 100	PAK100
2	3/8" Nuts & Bolts - Pack of 75	PAK75

Page: **10**
Perimeter: **60'-0"**

Surface Area: **200.00 SF**

Volume: **4,522 gal.**

Type **0**
Non-Diving

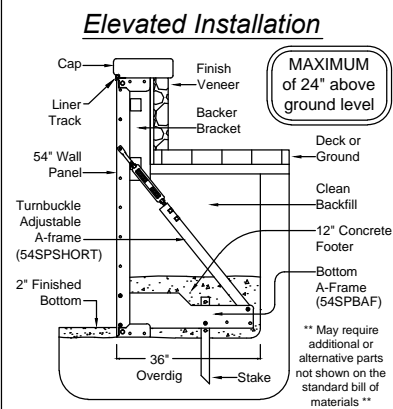
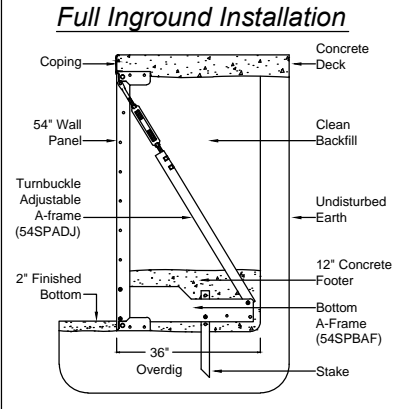
October **2024**



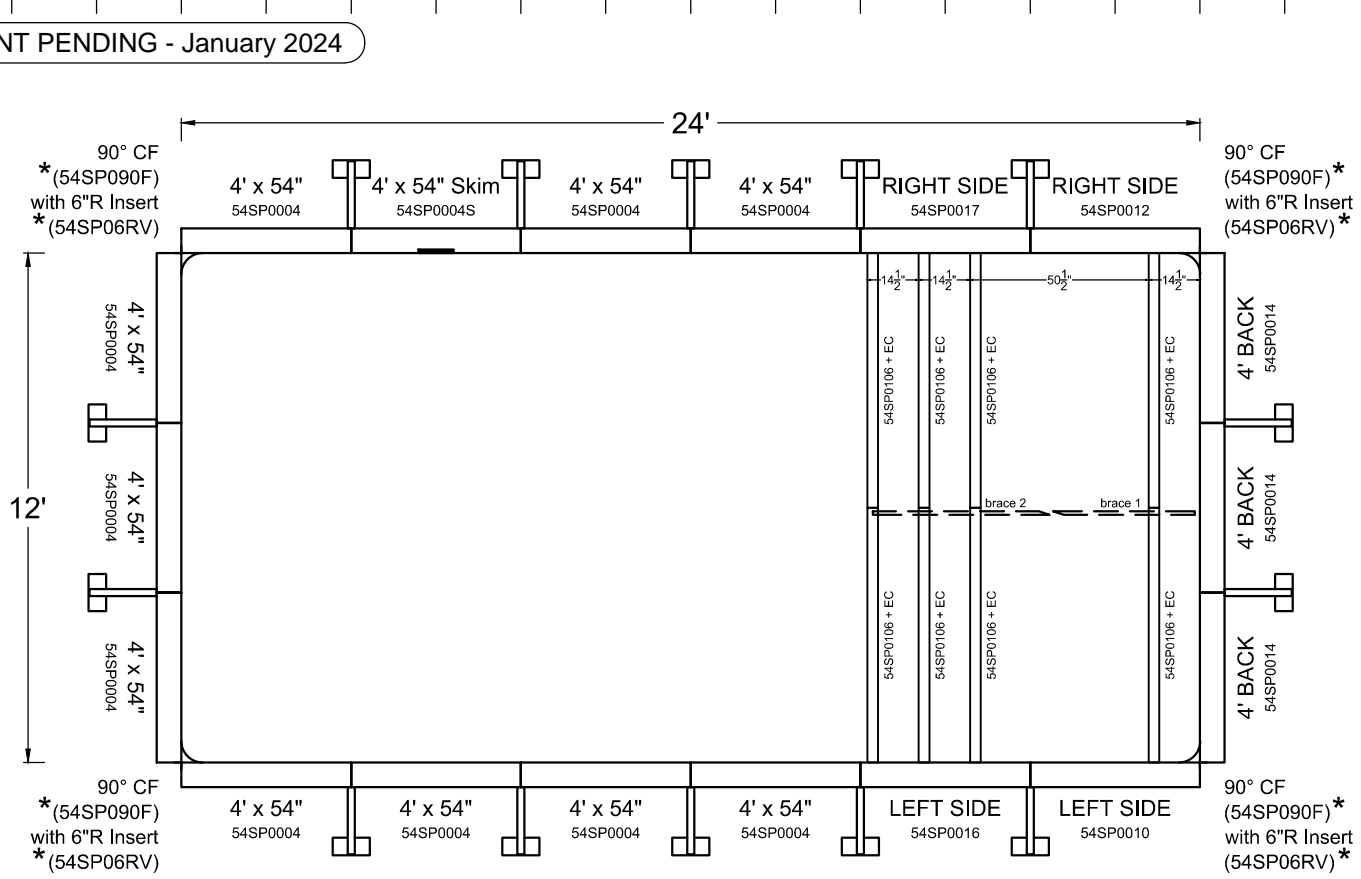
The Lounger - 10' x 20'
1020-FSD

WARNING: Swimming pools can be dangerous if used improperly. Consult your dealer for information on safe use. It is the responsibility of town officials, builders and homeowners to follow safety Recommendations of APSP/ANSI, local ordinances & equipment manufacturers.

- All work not specifically shown here is to be done in accordance with the requirements of the 2024 INTERNATIONAL SWIMMING POOL & SPA CODE, APSP/ANSI/ICC-5 2011 STANDARDS FOR RESIDENTIAL INGROUND SWIMMING POOLS, and all other local building codes.
- Construction Drawing: Different methods and precautions may be dictated by various ground conditions. This is to be determined by and is the responsibility of the contractor who is not an agent of the manufacturer of the component parts.
- Depth and shape of the pool meet minimum standards of the 2024 INTERNATIONAL SWIMMING POOL & SPA CODE and the APSP/ANSI/ICC-5 2011 STANDARDS FOR RESIDENTIAL INGROUND SWIMMING POOLS.
- A means of entry & exit for the pool must be provided in accordance with 2024 INTERNATIONAL SWIMMING POOL & SPA CODE, section 809.
- Equipotential bonding must be provided in accordance with the NATIONAL ELECTRIC CODE, NFPA 70.
- All A-frame braces are to be contained within an 12" thick (minimum) continuous poured concrete (2500 psi) perimeter collar.
- Backfill with clean earth, free of roots and debris.
- Finished bottom is to be 2" minimum of suitable material or undisturbed earth.
- NO DIVING labels are to be installed around the perimeter of the pool.
- Suction entrapment avoidance to be installed in accordance with APSP/ANSI/ICC-7
- Pool Coping / Deck is within 12" of designed waterline. This satisfies requirements for handholds per 15PSC 2024 SECTION 323.1



PATENT PENDING - January 2024



Pool Squaring Diagonals

8' x 16'	▷ 17'-10 3/4"	10' x 20'	▷ 22'-4 1/4"
12' x 24'	▷ 26'-10"	14' x 28'	▷ 31'-3 3/4"

Corner Notes

Standard pool layouts shown are with 6"R corners. For optional 90° Corner layouts, DO NOT INSTALL the supplied 6"R Insert (54SP06RV)

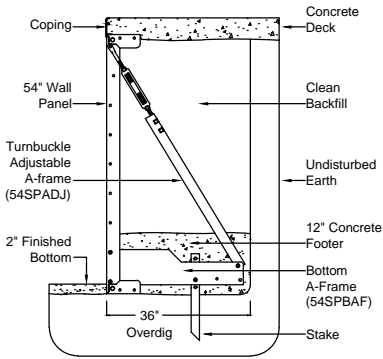
Installer MUST specify the type of corner (6"R or 90°) used when ordering liners

Qty	Description	Part #
10	4' x 54" Plain Panel	54SP0004
1	4' x 54" Skimmer Panel	54SP0004S
1	12' Full End Stair & Sundeck	54SPFSD012
4	90 Degree Corner Filler *	54SP090F
4	6" Radius Corner Insert *	54SP06RV
14	54" Adjustable Turnbuckle A-Frame	54SPADJ
14	54" Dual Bottom A-Frame	54SPBAF
14	18" Stake	04227
1	Skimmer Support	54SPSK01
8	8' Bead Receiver - Punched	048BRP
1	Tek Screws - Pack of 75	TEK75
3	3/8" Nuts & Bolts - Pack of 100	PAK100
1	3/8" Nuts & Bolts - Pack of 75	PAK75

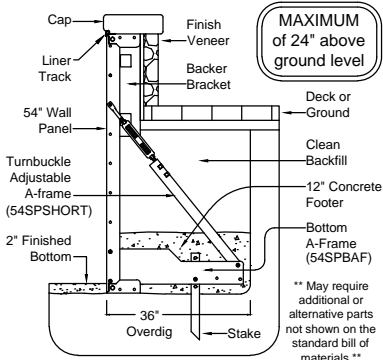
WARNING: Swimming pools can be dangerous if used improperly. Consult your dealer for information on safe use. It is the responsibility of town officials, builders and homeowners to follow safety Recommendations of APSP/ANSI, local ordinances & equipment manufacturers.

- All work not specifically shown here is to be done in accordance with the requirements of the 2024 INTERNATIONAL SWIMMING POOL & SPA CODE, APSP/ANSI/ICC-5 2011 STANDARDS FOR RESIDENTIAL INGROUND SWIMMING POOLS, and all other local building codes.
- Construction Drawing: Different methods and precautions may be dictated by various ground conditions. This is to be determined by and is the responsibility of the contractor who is not an agent of the manufacturer of the component parts.
- Depth and shape of the pool meet minimum standards of the 2024 INTERNATIONAL SWIMMING POOL & SPA CODE and the APSP/ANSI/ICC-5 2011 STANDARDS FOR RESIDENTIAL INGROUND SWIMMING POOLS.
- A means of entry & exit for the pool must be provided in accordance with 2024 INTERNATIONAL SWIMMING POOL & SPA CODE, section 809.
- Equipotential bonding must be provided in accordance with the NATIONAL ELECTRIC CODE, NFPA 70.
- All A-frame braces are to be contained within an 12" thick (minimum) continuous poured concrete (2500 psi) perimeter collar.
- Backfill with clean earth, free of roots and debris.
- Finished bottom is to be 2" minimum of suitable material or undisturbed earth.
- NO DIVING labels are to be installed around the perimeter of the pool.
- Suction entrapment avoidance to be installed in accordance with APSP/ANSI/ICC-7
- Pool Coping / Deck is within 12" of designed waterline. This satisfies requirements for handholds per 15PSC 2024 SECTION 323.1

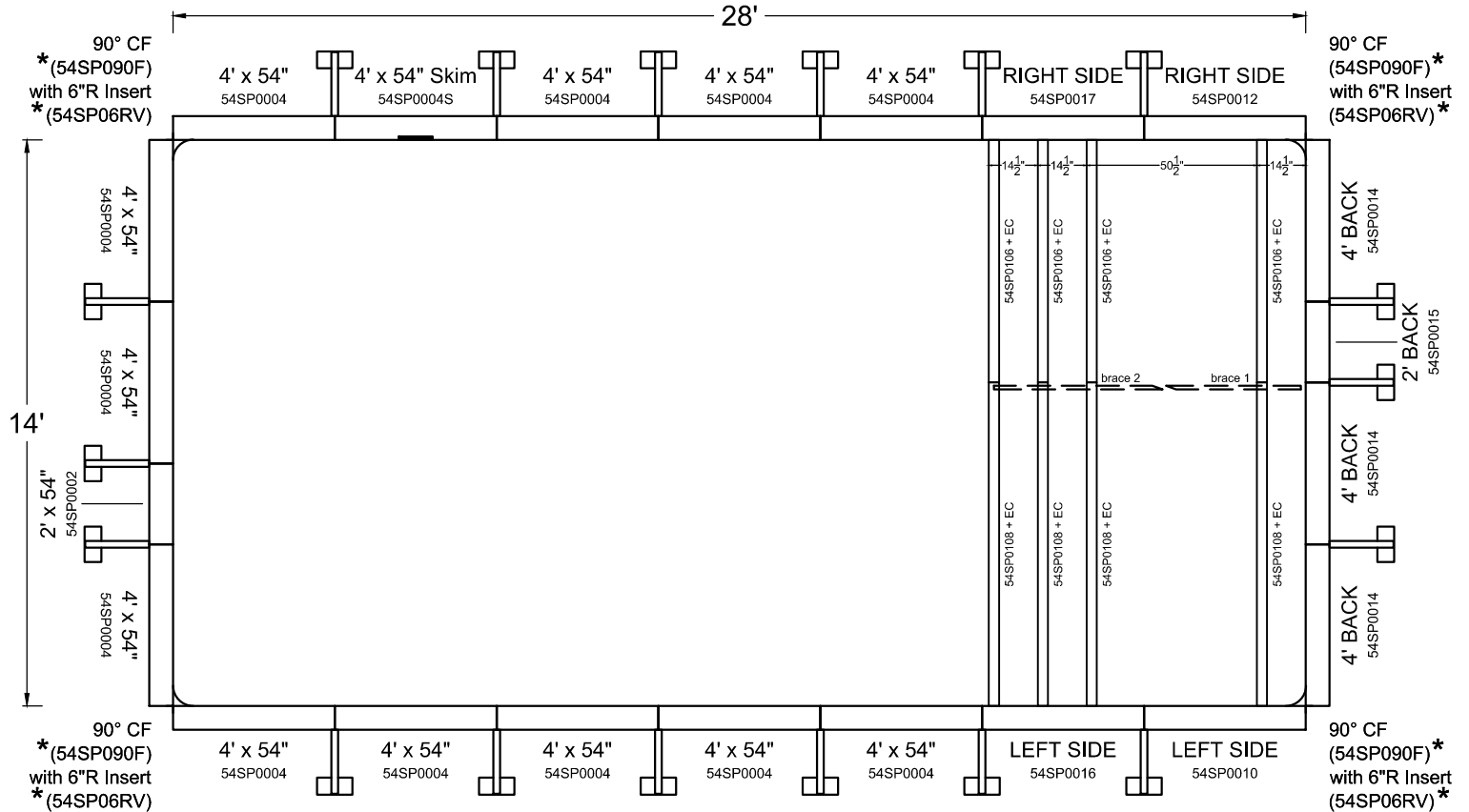
Full Inground Installation



Elevated Installation



PATENT PENDING - January 2024



8' x 16'	▷ 17'-10 3/4"	10' x 20'	▷ 22'-4 1/4"
12' x 24'	▷ 26'-10"	14' x 28'	▷ 31'-3 3/4"

Corner Notes
Standard pool layouts shown are with 6"R corners. For optional 90° Corner layouts, DO NOT INSTALL the supplied 6"R Insert (54SP06RV) *

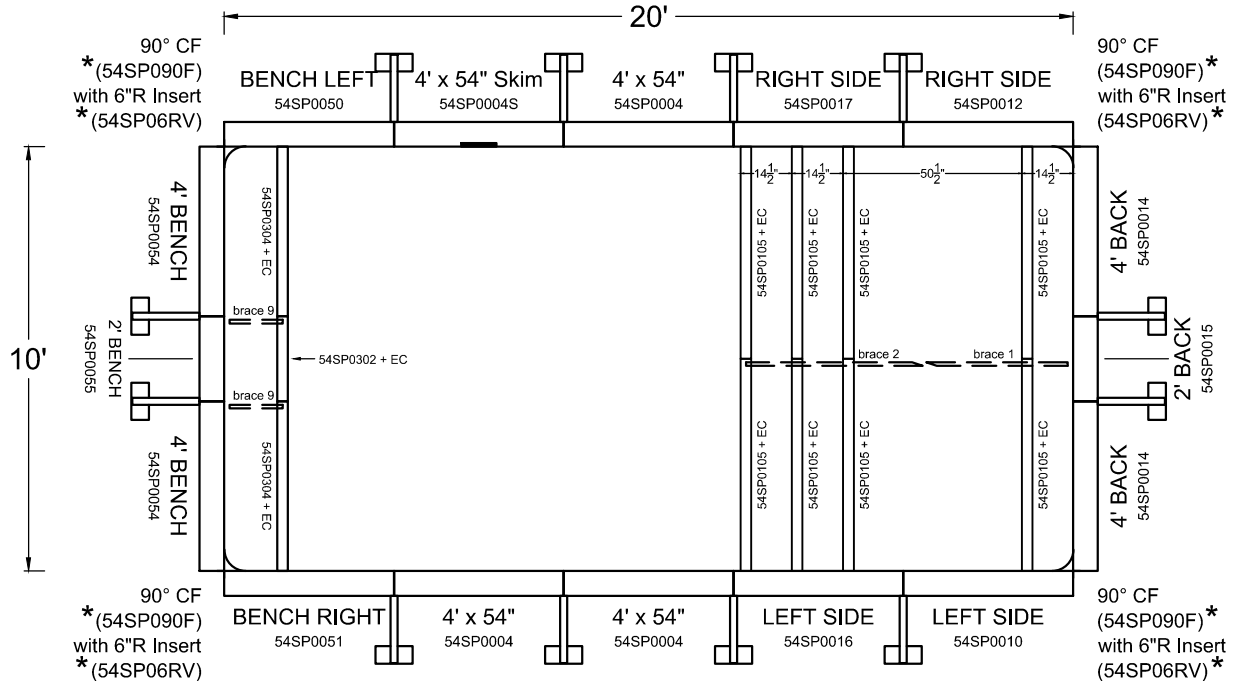
Installer MUST specify the type of corner (6"R or 90°) used when ordering liners *

Qty	Description	Part #
1	2' x 54" Plain Panel	54SP0002
12	4' x 54" Plain Panel	54SP0004
1	4' x 54" Skimmer Panel	54SP0004S
1	14' Full End Stair & Sundeck	54SPFSD014
4	90 Degree Corner Filler *	54SP090F
4	6" Radius Corner Insert *	54SP06RV
18	54" Adjustable Turnbuckle A-Frame	54SPADJ
18	54" Dual Bottom A-Frame	54SPBAF
18	18" Stake	04227
1	Skimmer Support	54SPSK01
9	8' Bead Receiver - Punched	048BRP
1	Tek Screws - Pack of 75	TEK75
4	3/8" Nuts & Bolts - Pack of 100	PAK100

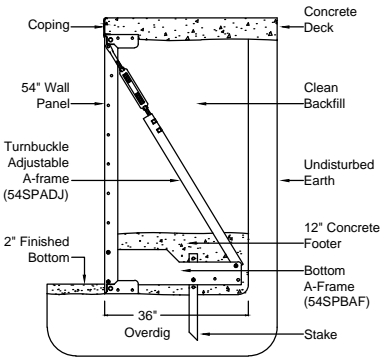
WARNING: Swimming pools can be dangerous if used improperly. Consult your dealer for information on safe use. It is the responsibility of town officials, builders and homeowners to follow safety Recommendations of APSP/ANSI, local ordinances & equipment manufacturers.

- All work not specifically shown here is to be done in accordance with the requirements of the 2024 INTERNATIONAL SWIMMING POOL & SPA CODE, APSP/ANSI/ICC-5 2011 STANDARDS FOR RESIDENTIAL INGROUND SWIMMING POOLS, and all other local building codes.
- Construction Drawing: Different methods and precautions may be dictated by various ground conditions. This is to be determined by and is the responsibility of the contractor who is not an agent of the manufacturer of the component parts.
- Depth and shape of the pool meet minimum standards of the 2024 INTERNATIONAL SWIMMING POOL & SPA CODE and the APSP/ANSI/ICC-5 2011 STANDARDS FOR RESIDENTIAL INGROUND SWIMMING POOLS.
- A means of entry & exit for the pool must be provided in accordance with 2024 INTERNATIONAL SWIMMING POOL & SPA CODE, section 809.
- Equipotential bonding must be provided in accordance with the NATIONAL ELECTRIC CODE, NFPA 70.
- All A-frame braces are to be contained within an 12" thick (minimum) continuous poured concrete (2500 psi) perimeter collar.
- Backfill with clean earth, free of roots and debris.
- Finished bottom is to be 2" minimum of suitable material or undisturbed earth.
- NO DIVING labels are to be installed around the perimeter of the pool.
- Suction entrapment avoidance to be installed in accordance with APSP/ANSI/ICC-7
- Pool Coping / Deck is within 12" of designed waterline. This satisfies requirements for handholds per 15PSC 2024 SECTION 323.1

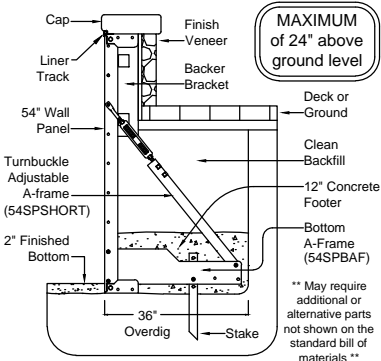
PATENT PENDING - January 2024



Full Inground Installation



Elevated Installation



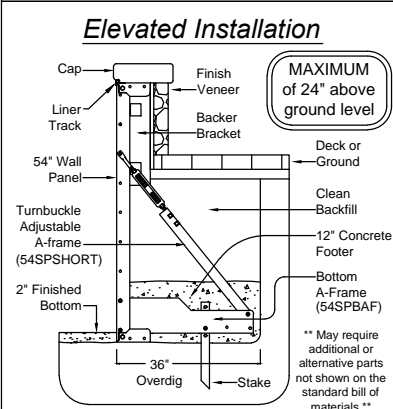
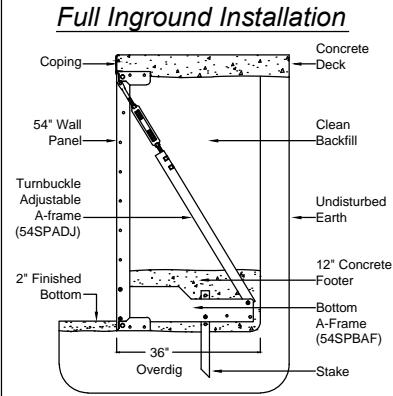
8' x 16'	▷ 17'-10 3/4"	10' x 20'	▷ 22'-4 1/4"
12' x 24'	▷ 26'-10"	14' x 28'	▷ 31'-3 3/4"

Corner Notes
Standard pool layouts shown are with 6"R corners. For optional 90° Corner layouts, DO NOT INSTALL the supplied 6"R Insert (54SP06RV) *
Installer MUST specify the type of corner (6"R or 90°) used when ordering liners.

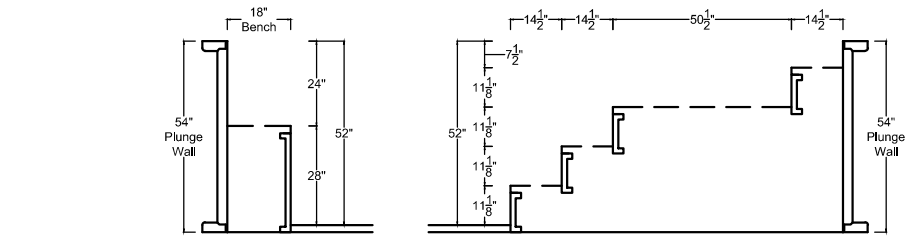
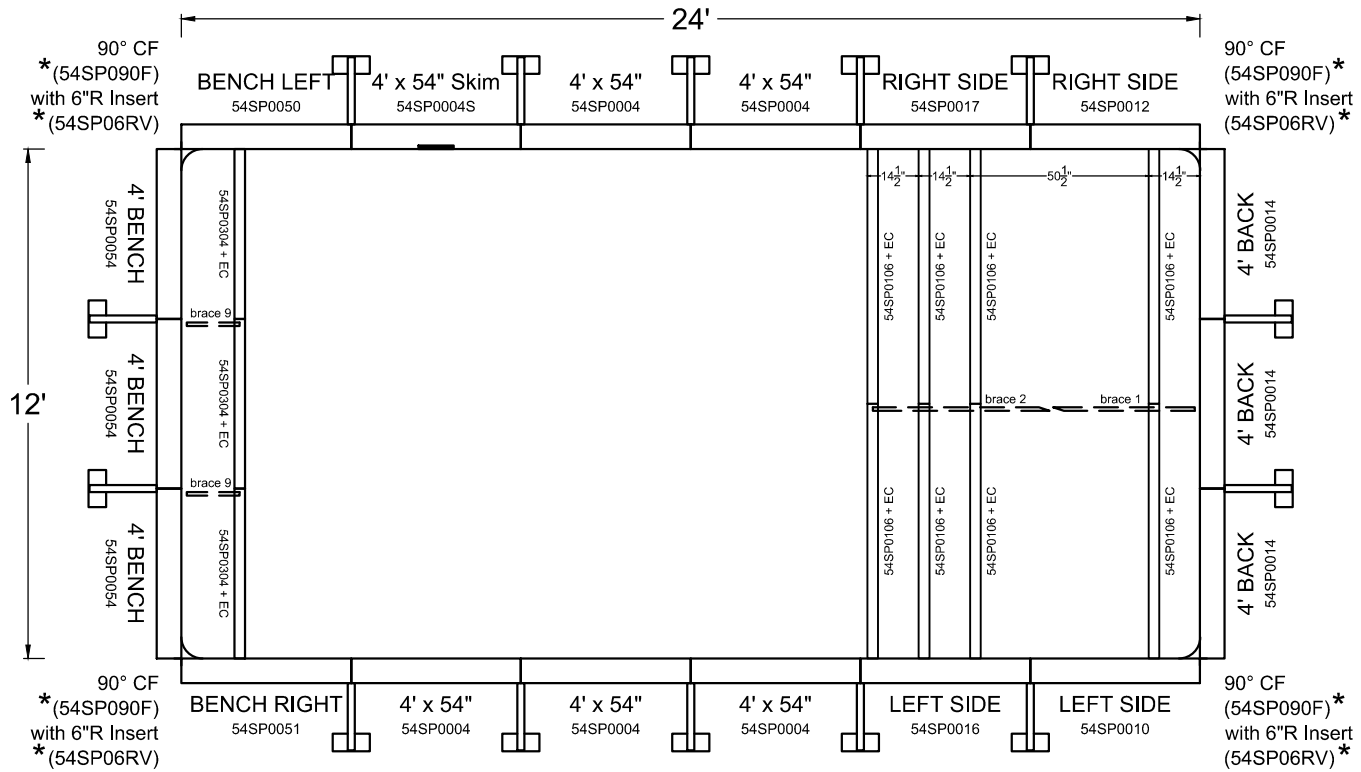
Qty	Description	Part #
3	4' x 54" Plain Panel	54SP0004
1	4' x 54" Skimmer Panel	54SP0004S
1	10' Full End Bench	54SPFEB010
1	10' Full End Stair & Sundeck	54SPFSD010
4	90 Degree Corner Filler *	54SP090F
4	6" Radius Corner Insert *	54SP06RV
12	54" Adjustable Turnbuckle A-Frame	54SPADJ
12	54" Dual Bottom A-Frame	54SPBAF
12	18" Stake	04227
1	Skimmer Support	54SPSK01
9	8' Bead Receiver - Punched	048BRP
1	Tek Screws - Pack of 75	TEK75
4	3/8" Nuts & Bolts - Pack of 100	PAK100

WARNING: Swimming pools can be dangerous if used improperly. Consult your dealer for information on safe use. It is the responsibility of town officials, builders and homeowners to follow safety Recommendations of APSP/ANSI, local ordinances & equipment manufacturers.

- All work not specifically shown here is to be done in accordance with the requirements of the 2024 INTERNATIONAL SWIMMING POOL & SPA CODE, APSP/ANSI/ICC-5 2011 STANDARDS FOR RESIDENTIAL INGROUND SWIMMING POOLS, and all other local building codes.
- Construction Drawing: Different methods and precautions may be dictated by various ground conditions. This is to be determined by and is the responsibility of the contractor who is not an agent of the manufacturer of the component parts.
- Depth and shape of the pool meet minimum standards of the 2024 INTERNATIONAL SWIMMING POOL & SPA CODE and the APSP/ANSI/ICC-5 2011 STANDARDS FOR RESIDENTIAL INGROUND SWIMMING POOLS.
- A means of entry & exit for the pool must be provided in accordance with 2024 INTERNATIONAL SWIMMING POOL & SPA CODE, section 809.
- Equipotential bonding must be provided in accordance with the NATIONAL ELECTRIC CODE, NFPA 70.
- All A-frame braces are to be contained within an 12" thick (minimum) continuous poured concrete (2500 psi) perimeter collar.
- Backfill with clean earth, free of roots and debris.
- Finished bottom is to be 2" minimum of suitable material or undisturbed earth.
- NO DIVING labels are to be installed around the perimeter of the pool.
- Suction entrapment avoidance to be installed in accordance with APSP/ANSI/ICC-7
- Pool Coping / Deck is within 12" of designed waterline. This satisfies requirements for handholds per 15PSC 2024 SECTION 323.1



PATENT PENDING - January 2024



Pool Squaring Diagonals

8' x 16' > 17'-10 3/4"	10' x 20' > 22'-4 1/4"
12' x 24' > 26'-10"	14' x 28' > 31'-3 3/4"

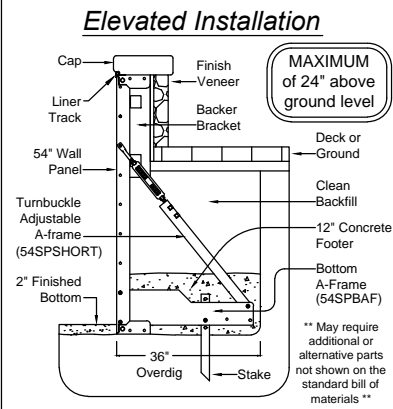
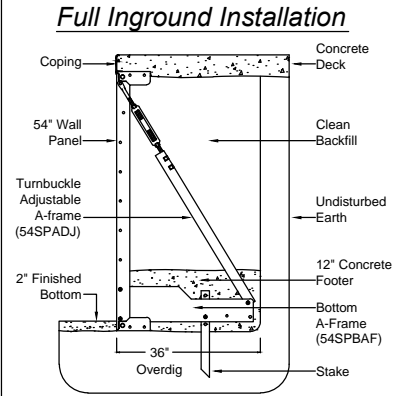
Corner Notes
Standard pool layouts shown are with 6"R corners. For optional 90° Corner layouts, DO NOT INSTALL the supplied 6"R Insert (54SP06RV) *

Installer MUST specify the type of corner (6"R or 90°) used when ordering liners *

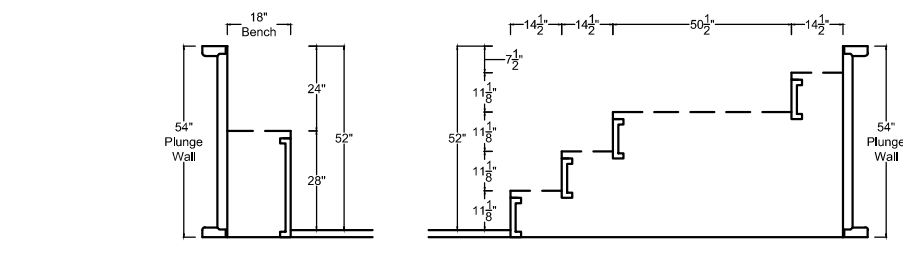
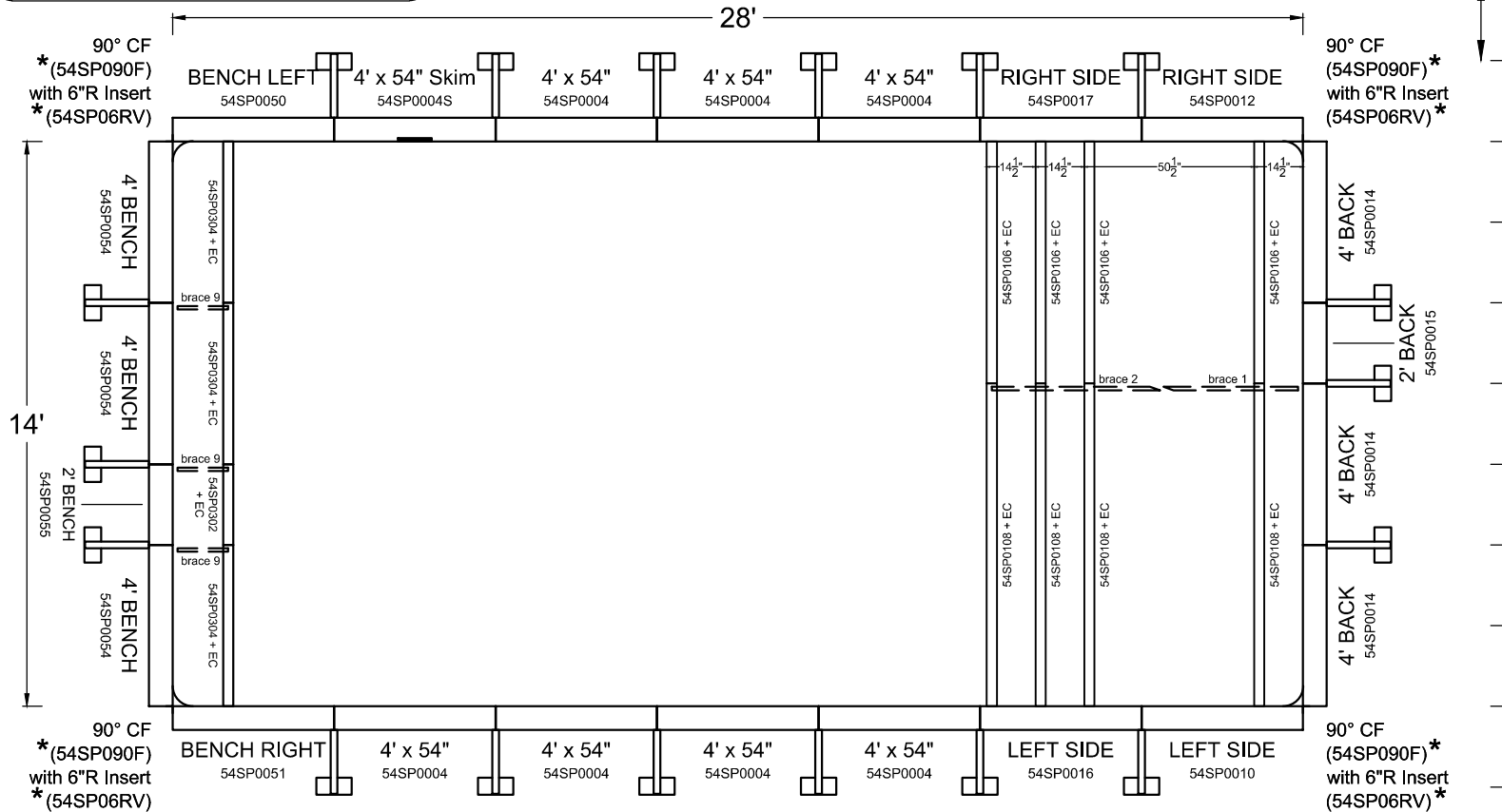
Qty	Description	Part #
5	4' x 54" Plain Panel	54SP0004
1	4' x 54" Skimmer Panel	54SP0004S
1	12' Full End Bench	54SPFEB012
1	12' Full End Stair & Sundeck	54SPFSD012
4	90 Degree Corner Filler *	54SP090F
4	6" Radius Corner Insert *	54SP06RV
14	54" Adjustable Turnbuckle A-Frame	54SPADJ
14	54" Dual Bottom A-Frame	54SPBAF
14	18" Stake	04227
1	Skimmer Support	54SPSK01
10	8' Bead Receiver - Punched	048BRP
1	Tek Screws - Pack of 75	TEK75
3	3/8" Nuts & Bolts - Pack of 100	PAK100
2	3/8" Nuts & Bolts - Pack of 75	PAK75

WARNING: Swimming pools can be dangerous if used improperly. Consult your dealer for information on safe use. It is the responsibility of town officials, builders and homeowners to follow safety Recommendations of APSP/ANSI, local ordinances & equipment manufacturers.

- All work not specifically shown here is to be done in accordance with the requirements of the 2024 INTERNATIONAL SWIMMING POOL & SPA CODE, APSP/ANSI/ICC-5 2011 STANDARDS FOR RESIDENTIAL INGROUND SWIMMING POOLS, and all other local building codes.
- Construction Drawing: Different methods and precautions may be dictated by various ground conditions. This is to be determined by and is the responsibility of the contractor who is not an agent of the manufacturer of the component parts.
- Depth and shape of the pool meet minimum standards of the 2024 INTERNATIONAL SWIMMING POOL & SPA CODE and the APSP/ANSI/ICC-5 2011 STANDARDS FOR RESIDENTIAL INGROUND SWIMMING POOLS.
- A means of entry & exit for the pool must be provided in accordance with 2024 INTERNATIONAL SWIMMING POOL & SPA CODE, section 809.
- Equipotential bonding must be provided in accordance with the NATIONAL ELECTRIC CODE, NFPA 70.
- All A-frame braces are to be contained within an 12" thick (minimum) continuous poured concrete (2500 psi) perimeter collar.
- Backfill with clean earth, free of roots and debris.
- Finished bottom is to be 2" minimum of suitable material or undisturbed earth.
- NO DIVING labels are to be installed around the perimeter of the pool.
- Suction entrapment avoidance to be installed in accordance with APSP/ANSI/ICC-7
- Pool Coping / Deck is within 12" of designed waterline. This satisfies requirements for handholds per 15PSC 2024 SECTION 323.1



PATENT PENDING - January 2024



Pool Squaring Diagonals

8' x 16' ▷ 17'-10 3/4"	10' x 20' ▷ 22'-4 1/4"
12' x 24' ▷ 26'-10"	14' x 28' ▷ 31'-3 3/4"

Corner Notes

Standard pool layouts shown are with 6"R corners. For optional 90° Corner layouts, DO NOT INSTALL the supplied 6"R Insert (54SP06RV) *

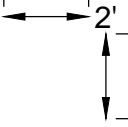
Installer MUST specify the type of corner (6"R or 90°) used when ordering liners *

Qty	Description	Part #
7	4' x 54" Plain Panel	54SP0004
1	4' x 54" Skimmer Panel	54SP0004S
1	14' Full End Bench	54SPFEB014
1	14' Full End Stair & Sundeck	54SPFSD014
4	90 Degree Corner Filler *	54SP090F
4	6" Radius Corner Insert *	54SP06RV
18	54" Adjustable Turnbuckle A-Frame	54SPADJ
18	54" Dual Bottom A-Frame	54SPBAF
18	18" Stake	04227
1	Skimmer Support	54SPSK01
11	8' Bead Receiver - Punched	048BRP
1	Tek Screws - Pack of 75	TEK75
3	3/8" Nuts & Bolts - Pack of 100	PAK100
2	3/8" Nuts & Bolts - Pack of 75	PAK75

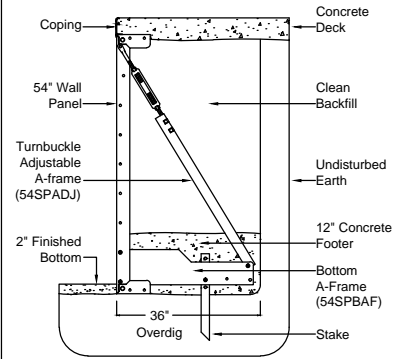
WARNING: Swimming pools can be dangerous if used improperly. Consult your dealer for information on safe use. It is the responsibility of town officials, builders and homeowners to follow safety Recommendations of APSP/ANSI, local ordinances & equipment manufacturers.

- All work not specifically shown here is to be done in accordance with the requirements of the 2024 INTERNATIONAL SWIMMING POOL & SPA CODE, APSP/ANSI/ICC-5 2011 STANDARDS FOR RESIDENTIAL INGROUND SWIMMING POOLS, and all other local building codes.
- Construction Drawing: Different methods and precautions may be dictated by various ground conditions. This is to be determined by and is the responsibility of the contractor who is not an agent of the manufacturer of the component parts.
- Depth and shape of the pool must meet minimum standards of the 2024 INTERNATIONAL SWIMMING POOL & SPA CODE and the APSP/ANSI/ICC-5 2011 STANDARDS FOR RESIDENTIAL INGROUND SWIMMING POOLS.
- A means of entry & exit for the pool must be provided in accordance with 2024 INTERNATIONAL SWIMMING POOL & SPA CODE, section 809.
- Equipotential bonding must be provided in accordance with the NATIONAL ELECTRIC CODE, NFPA 70.
- All A-frame braces are to be contained within an 12" thick (minimum) continuous poured concrete (2500 psi) perimeter collar.
- Backfill with clean earth, free of roots and debris.
- Finished bottom is to be 2" minimum of suitable material or undisturbed earth.
- NO DIVING labels are to be installed around the perimeter of the pool.
- Suction entrapment avoidance to be installed in accordance with APSP/ANSI/ICC-7
- Pool Coping / Deck is within 12" of designed waterline. This satisfies requirements for handholds per ISPS 2024 SECTION 323.1

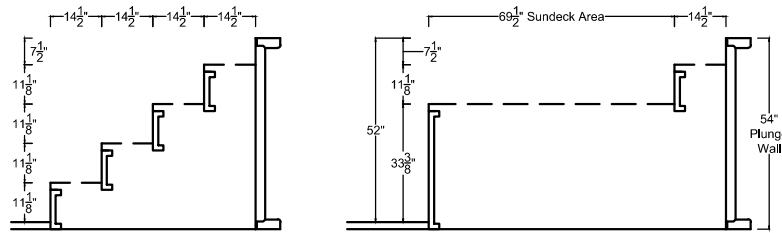
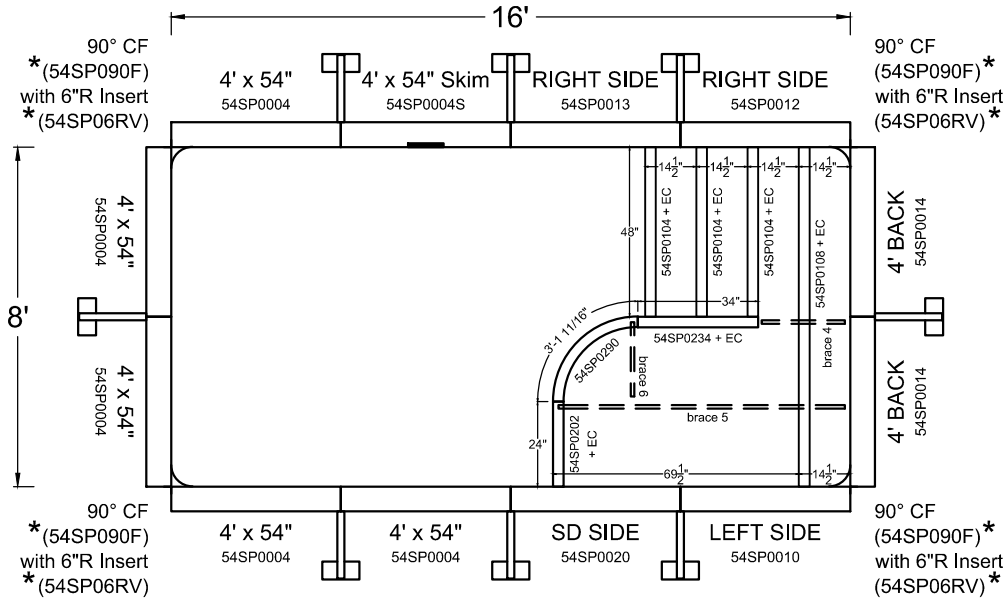
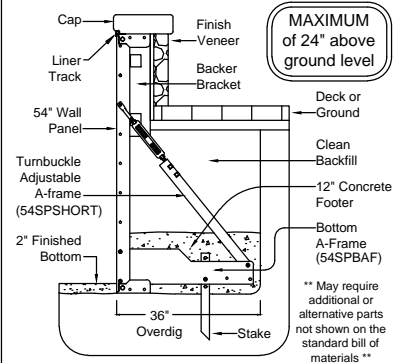
PATENT PENDING - January 2024



Full Inground Installation



Elevated Installation



Pool Squaring Diagonals	
8' x 16' ▷ 17'-10 3/4"	10' x 20' ▷ 22'-4 1/4"
12' x 24' ▷ 26'-10"	14' x 28' ▷ 31'-3 3/4"

Corner Notes
Standard pool layouts shown are with 6"R corners. For optional 90° Corner layouts, DO NOT INSTALL the supplied 6"R Insert (54SP06RV) *

Installer MUST specify the type of corner (6"R or 90°) used when ordering liners

Qty	Description	Part #
5	4' x 54" Plain Panel	54SP0004
1	4' x 54" Skimmer Panel	54SP0004S
1	8' Side-by-Side w/ 4' Stairs Right	54SPSBS08R44
4	90 Degree Corner Filler *	54SP090F
4	6" Radius Corner Insert *	54SP06RV
8	54" Adjustable Turnbuckle A-Frame	54SPADJ
8	54" Dual Bottom A-Frame	54SPBAF
8	18" Stake	04227
1	Skimmer Support	54SPSK01
4	8' Bead Receiver - Punched	048BRP
1	Tek Screws - Pack of 75	TEK75
3	3/8" Nuts & Bolts - Pack of 75	PAK75

Page: **17**
Perimeter: **48'-0"**

Surface Area: **128.00 SF**

Volume: **2,897 gal.**

Type **0**
Non-Diving

October **2024**

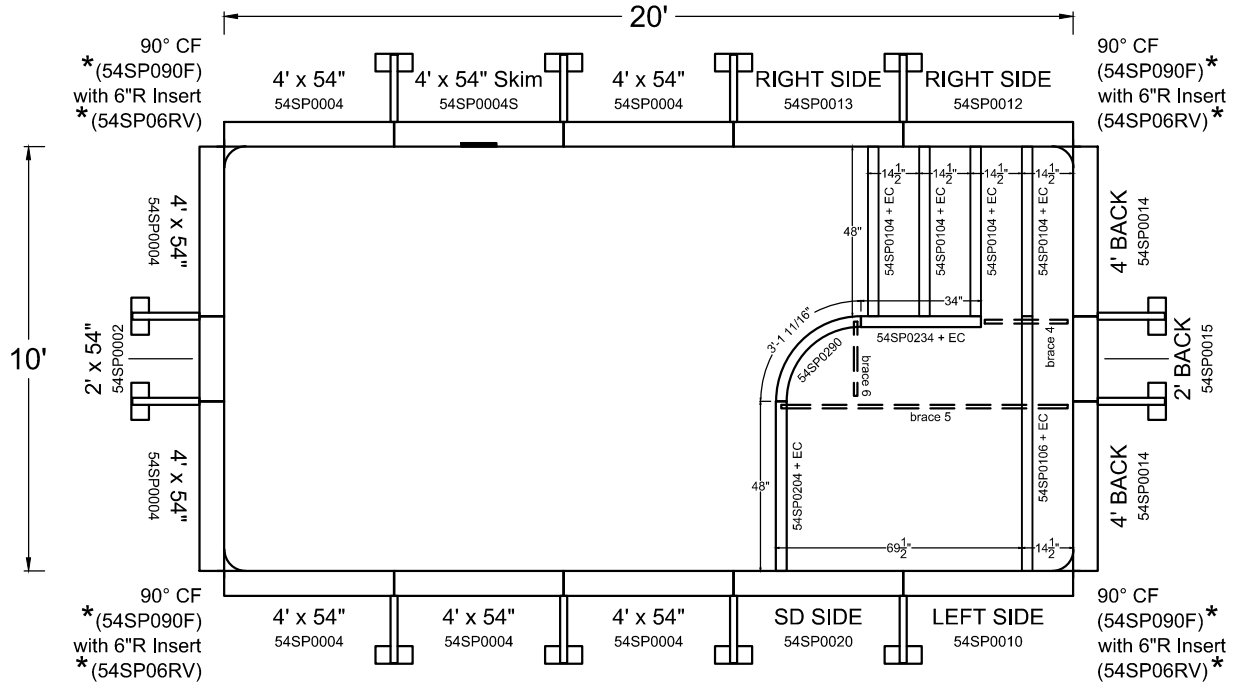


The Entertainer - 8' x 16'
0816-SBS-R

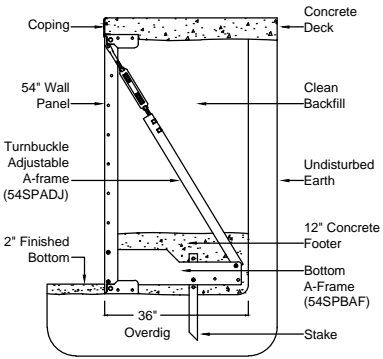
WARNING: Swimming pools can be dangerous if used improperly. Consult your dealer for information on safe use. It is the responsibility of town officials, builders and homeowners to follow safety Recommendations of APSP/ANSI, local ordinances & equipment manufacturers.

- All work not specifically shown here is to be done in accordance with the requirements of the 2024 INTERNATIONAL SWIMMING POOL & SPA CODE, APSP/ANSI/ICC-5 2011 STANDARDS FOR RESIDENTIAL INGROUND SWIMMING POOLS, and all other local building codes.
- Construction Drawing: Different methods and precautions may be dictated by various ground conditions. This is to be determined by and is the responsibility of the contractor who is not an agent of the manufacturer of the component parts.
- Depth and shape of the pool meet minimum standards of the 2024 INTERNATIONAL SWIMMING POOL & SPA CODE and the APSP/ANSI/ICC-5 2011 STANDARDS FOR RESIDENTIAL INGROUND SWIMMING POOLS.
- A means of entry & exit for the pool must be provided in accordance with 2024 INTERNATIONAL SWIMMING POOL & SPA CODE, section 809.
- Equipotential bonding must be provided in accordance with the NATIONAL ELECTRIC CODE, NFPA 70.
- All A-frame braces are to be contained within an 12" thick (minimum) continuous poured concrete (2500 psi) perimeter collar.
- Backfill with clean earth, free of roots and debris.
- Finished bottom is to be 2" minimum of suitable material or undisturbed earth.
- NO DIVING labels are to be installed around the perimeter of the pool.
- Suction entrapment avoidance to be installed in accordance with APSP/ANSI/ICC-7
- Pool Coping / Deck is within 12" of designed waterline. This satisfies requirements for handholds per 15PSC 2024 SECTION 323.1

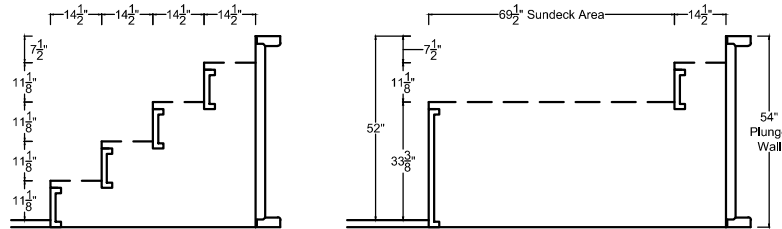
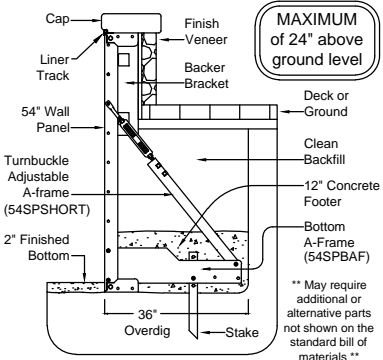
PATENT PENDING - January 2024



Full Inground Installation



Elevated Installation



Pool Squaring Diagonals			
8' x 16'	▷ 17'-10 3/4"	10' x 20'	▷ 22'-4 1/4"
12' x 24'	▷ 26'-10"	14' x 28'	▷ 31'-3 3/4"

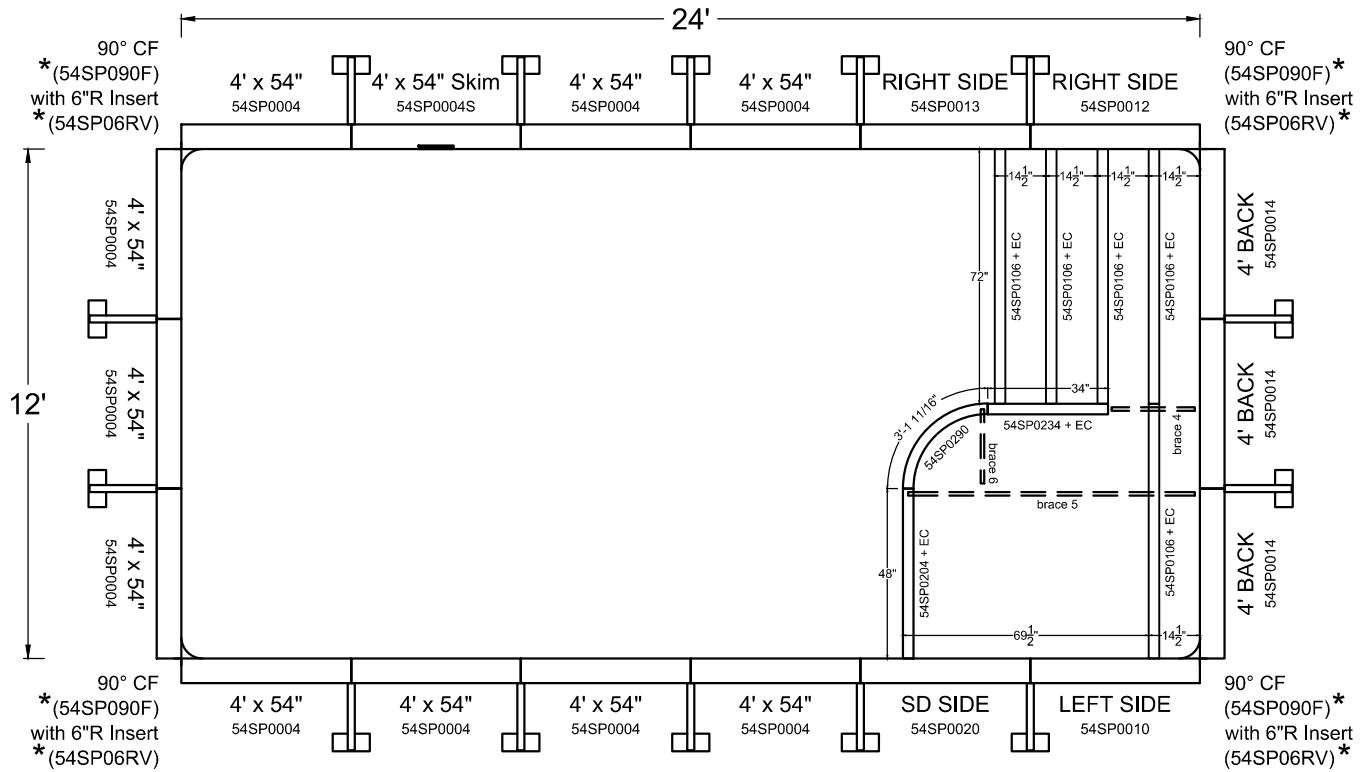
Corner Notes
 Standard pool layouts shown are with 6"R corners. For optional 90° Corner layouts, DO NOT INSTALL the supplied 6"R Insert (54SP06RV) *
 Installer MUST specify the type of corner (6"R or 90°) used when ordering liners *

Qty	Description	Part #
1	2' x 54" Plain Panel	54SP0002
7	4' x 54" Plain Panel	54SP0004
1	4' x 54" Skimmer Panel	54SP0004S
1	10' Side-by-Side w/ 4' Stairs Right	54SPSBS10R46
4	90 Degree Corner Filler *	54SP090F
4	6" Radius Corner Insert *	54SP06RV
12	54" Adjustable Turnbuckle A-Frame	54SPADJ
12	54" Dual Bottom A-Frame	54SPBAF
12	18" Stake	04227
1	Skimmer Support	54SPSK01
5	8" Bead Receiver - Punched	048BRP
1	Tek Screws - Pack of 75	TEK75
2	3/8" Nuts & Bolts - Pack of 100	PAK100
2	3/8" Nuts & Bolts - Pack of 75	PAK75

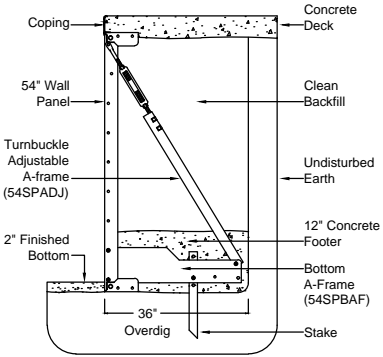
WARNING: Swimming pools can be dangerous if used improperly. Consult your dealer for information on safe use. It is the responsibility of town officials, builders and homeowners to follow safety Recommendations of APSP/ANSI, local ordinances & equipment manufacturers.

- All work not specifically shown here is to be done in accordance with the requirements of the 2024 INTERNATIONAL SWIMMING POOL & SPA CODE, APSP/ANSI/ICC-5 2011 STANDARDS FOR RESIDENTIAL INGROUND SWIMMING POOLS, and all other local building codes.
- Construction Drawing: Different methods and precautions may be dictated by various ground conditions. This is to be determined by and is the responsibility of the contractor who is not an agent of the manufacturer of the component parts.
- Depth and shape of the pool meet minimum standards of the 2024 INTERNATIONAL SWIMMING POOL & SPA CODE and the APSP/ANSI/ICC-5 2011 STANDARDS FOR RESIDENTIAL INGROUND SWIMMING POOLS.
- A means of entry & exit for the pool must be provided in accordance with 2024 INTERNATIONAL SWIMMING POOL & SPA CODE, section 809.
- Equipotential bonding must be provided in accordance with the NATIONAL ELECTRIC CODE, NFPA 70.
- All A-frame braces are to be contained within an 12" thick (minimum) continuous poured concrete (2500 psi) perimeter collar.
- Backfill with clean earth, free of roots and debris.
- Finished bottom is to be 2" minimum of suitable material or undisturbed earth.
- NO DIVING labels are to be installed around the perimeter of the pool.
- Suction entrapment avoidance to be installed in accordance with APSP/ANSI/ICC-7
- Pool Coping / Deck is within 12" of designed waterline. This satisfies requirements for handholds per 15PSC 2024 SECTION 323.1

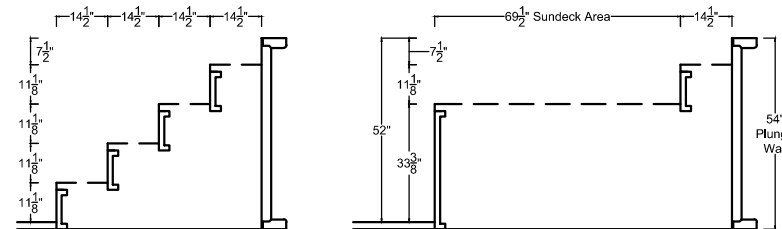
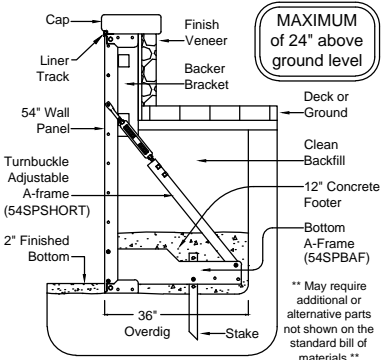
PATENT PENDING - January 2024



Full Inground Installation



Elevated Installation



8' x 16'	▷ 17'-10 3/4"	10' x 20'	▷ 22'-4 1/4"
12' x 24'	▷ 26'-10"	14' x 28'	▷ 31'-3 3/4"

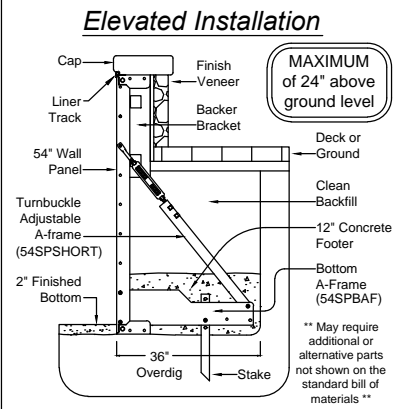
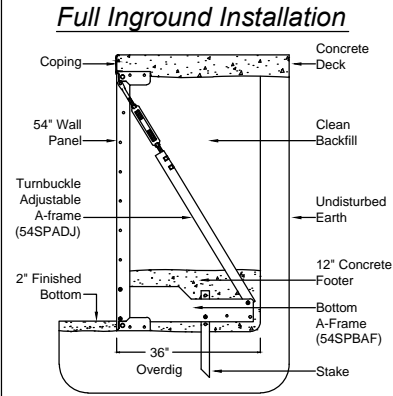
Corner Notes
Standard pool layouts shown are with 6"R corners. For optional 90° Corner layouts, DO NOT INSTALL the supplied 6"R Insert (54SP06RV) *

Installer MUST specify the type of corner (6"R or 90°) used when ordering liners *

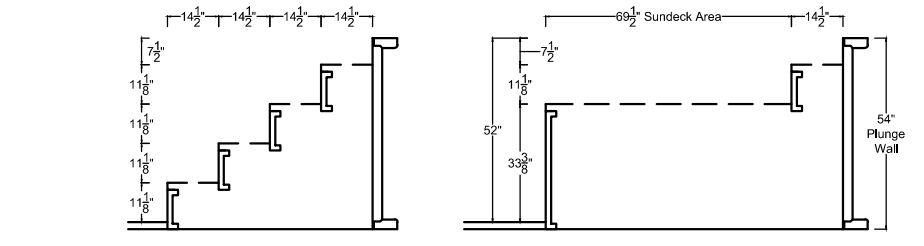
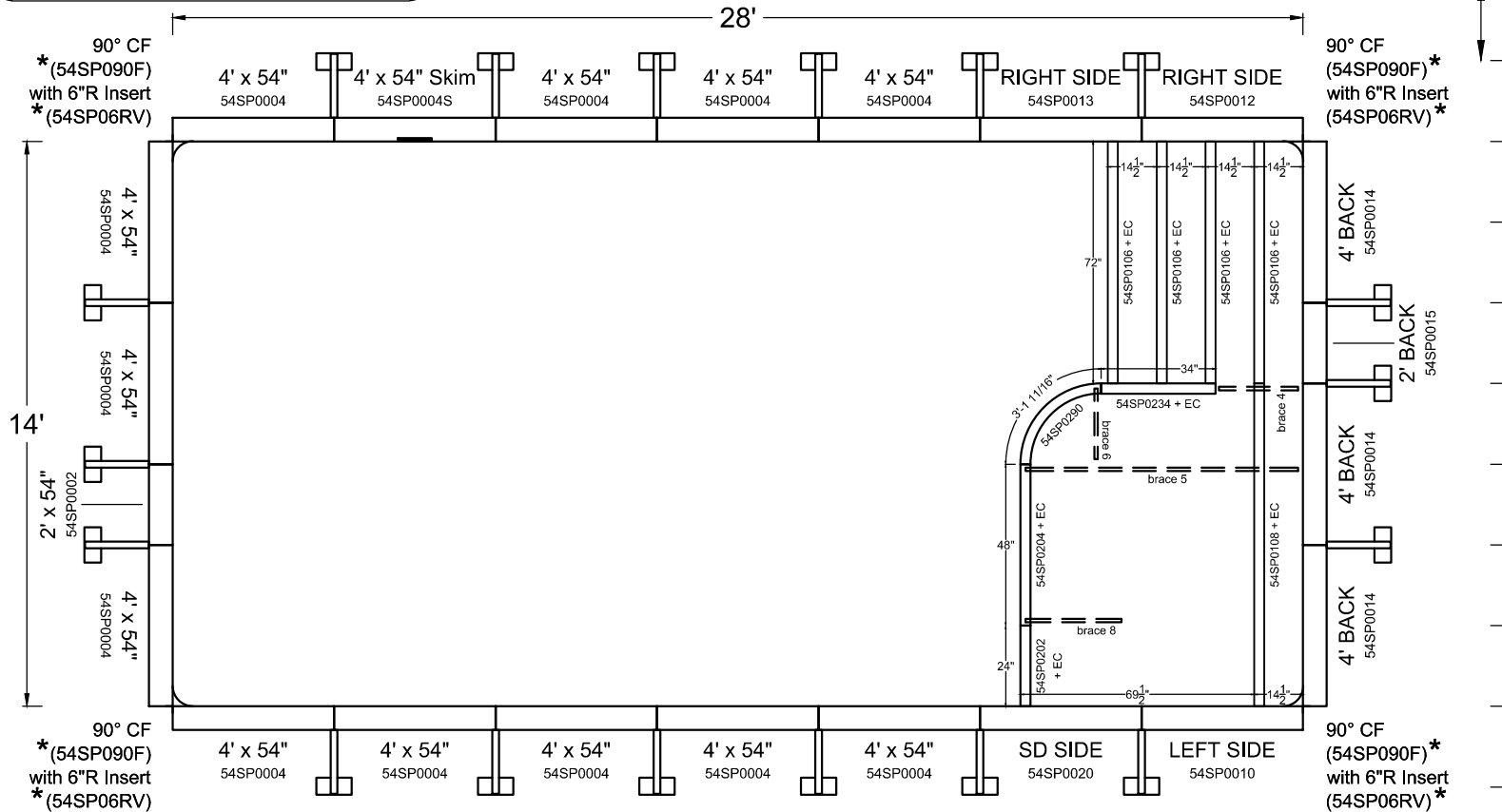
Qty	Description	Part #
10	4' x 54" Plain Panel	54SP0004
1	4' x 54" Skimmer Panel	54SP0004S
1	12' Side-by-Side w/ 6' Stairs Right	54SPSBS12R66
4	90 Degree Corner Filler *	54SP090F
4	6" Radius Corner Insert *	54SP06RV
14	54" Adjustable Turnbuckle A-Frame	54SPADJ
14	54" Dual Bottom A-Frame	54SPBAF
14	18" Stake	04227
1	Skimmer Support	54SPSK01
6	8" Bead Receiver - Punched	048BRP
1	Tek Screws - Pack of 75	TEK75
4	3/8" Nuts & Bolts - Pack of 100	PAK100

WARNING: Swimming pools can be dangerous if used improperly. Consult your dealer for information on safe use. It is the responsibility of town officials, builders and homeowners to follow safety Recommendations of APSP/ANSI, local ordinances & equipment manufacturers.

- All work not specifically shown here is to be done in accordance with the requirements of the 2024 INTERNATIONAL SWIMMING POOL & SPA CODE, APSP/ANSI/ICC-5 2011 STANDARDS FOR RESIDENTIAL INGROUND SWIMMING POOLS, and all other local building codes.
- Construction Drawing: Different methods and precautions may be dictated by various ground conditions. This is to be determined by and is the responsibility of the contractor who is not an agent of the manufacturer of the component parts.
- Depth and shape of the pool meet minimum standards of the 2024 INTERNATIONAL SWIMMING POOL & SPA CODE and the APSP/ANSI/ICC-5 2011 STANDARDS FOR RESIDENTIAL INGROUND SWIMMING POOLS.
- A means of entry & exit for the pool must be provided in accordance with 2024 INTERNATIONAL SWIMMING POOL & SPA CODE, section 809.
- Equipotential bonding must be provided in accordance with the NATIONAL ELECTRIC CODE, NFPA 70.
- All A-frame braces are to be contained within an 12" thick (minimum) continuous poured concrete (2500 psi) perimeter collar.
- Backfill with clean earth, free of roots and debris.
- Finished bottom is to be 2" minimum of suitable material or undisturbed earth.
- NO DIVING labels are to be installed around the perimeter of the pool.
- Suction entrapment avoidance to be installed in accordance with APSP/ANSI/ICC-7
- Pool Coping / Deck is within 12" of designed waterline. This satisfies requirements for handholds per 15PSC 2024 SECTION 323.1



PATENT PENDING - January 2024



8' x 16'	>	17'-10 3/4"	10' x 20'	>	22'-4 1/4"
12' x 24'	>	26'-10"	14' x 28'	>	31'-3 3/4"

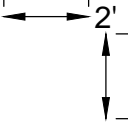
Corner Notes
Standard pool layouts shown are with 6\"/>

Qty	Description	Part #
1	2' x 54" Plain Panel	54SP0002
12	4' x 54" Plain Panel	54SP0004
1	4' x 54" Skimmer Panel	54SP0004S
1	14' Side-by-Side w/ 6' Stairs Right	54SPSBS14R68
4	90 Degree Corner Filler *	54SP090F
4	6" Radius Corner Insert *	54SP06RV
18	54" Adjustable Turnbuckle A-Frame	54SPADJ
18	54" Dual Bottom A-Frame	54SPBAF
18	18" Stake	04227
1	Skimmer Support	54SPSK01
7	8' Bead Receiver - Punched	048BRP
1	Tek Screws - Pack of 75	TEK75
4	3/8" Nuts & Bolts - Pack of 100	PAK100

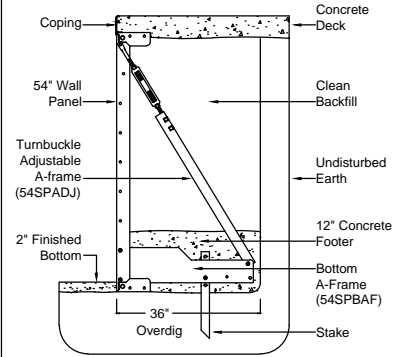
WARNING: Swimming pools can be dangerous if used improperly. Consult your dealer for information on safe use. It is the responsibility of town officials, builders and homeowners to follow safety Recommendations of APSP/ANSI, local ordinances & equipment manufacturers.

- All work not specifically shown here is to be done in accordance with the requirements of the 2024 INTERNATIONAL SWIMMING POOL & SPA CODE, APSP/ANSI/ICC-5 2011 STANDARDS FOR RESIDENTIAL INGROUND SWIMMING POOLS, and all other local building codes.
- Construction Drawing: Different methods and precautions may be dictated by various ground conditions. This is to be determined by and is the responsibility of the contractor who is not an agent of the manufacturer of the component parts.
- Depth and shape of the pool meet minimum standards of the 2024 INTERNATIONAL SWIMMING POOL & SPA CODE and the APSP/ANSI/ICC-5 2011 STANDARDS FOR RESIDENTIAL INGROUND SWIMMING POOLS.
- A means of entry & exit for the pool must be provided in accordance with 2024 INTERNATIONAL SWIMMING POOL & SPA CODE, section 809.
- Equipotential bonding must be provided in accordance with the NATIONAL ELECTRIC CODE, NFPA 70.
- All A-frame braces are to be contained within an 12" thick (minimum) continuous poured concrete (2500 psi) perimeter collar.
- Backfill with clean earth, free of roots and debris.
- Finished bottom is to be 2" minimum of suitable material or undisturbed earth.
- NO DIVING labels are to be installed around the perimeter of the pool.
- Suction entrapment avoidance to be installed in accordance with APSP/ANSI/ICC-7.
- Pool Coping / Deck is within 12" of designed waterline. This satisfies requirements for handholds per 15PS5 2024 SECTION 323.1

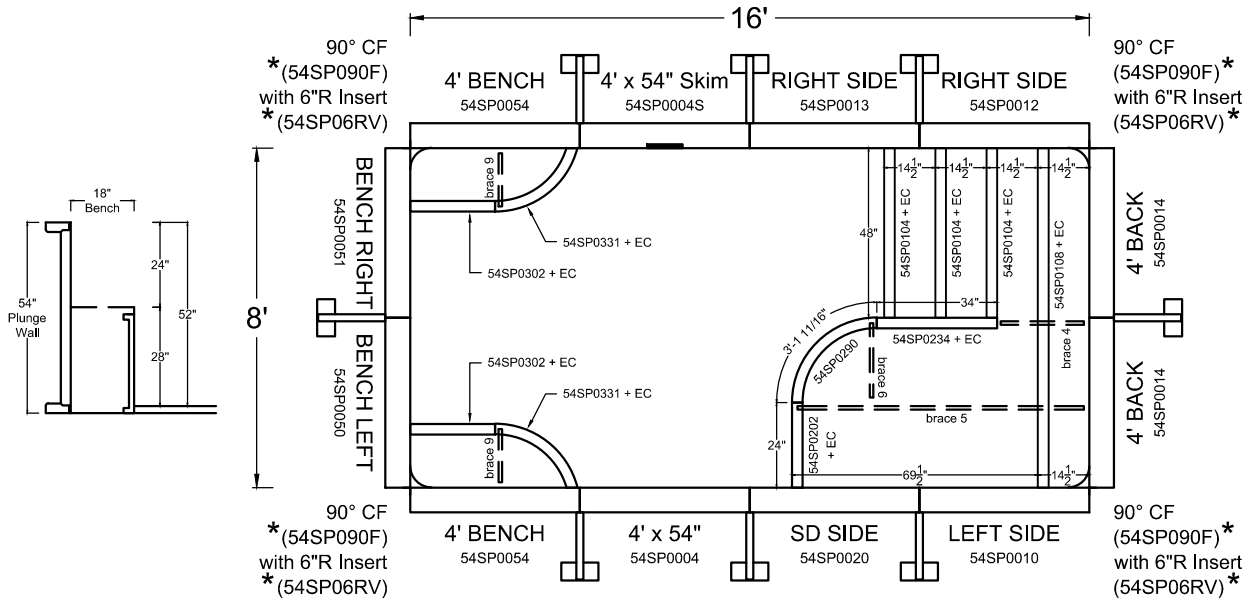
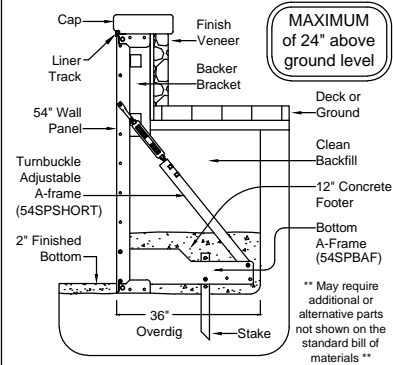
PATENT PENDING - January 2024



Full Inground Installation



Elevated Installation



Pool Squaring Diagonals

8' x 16'	▷ 17'-10 3/4"	10' x 20'	▷ 22'-4 1/4"
12' x 24'	▷ 26'-10"	14' x 28'	▷ 31'-3 3/4"

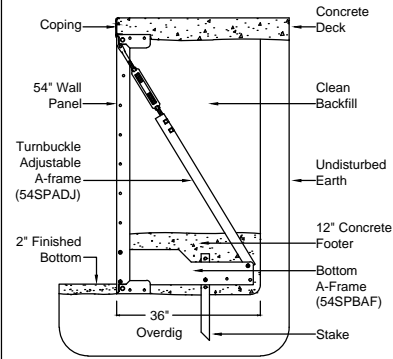
Corner Notes
 Standard pool layouts shown are with 6"R corners. For optional 90° Corner layouts, DO NOT INSTALL the supplied 6"R Insert (54SP06RV) *
 Installer MUST specify the type of corner (6"R or 90°) used when ordering liners

Qty	Description	Part #
1	4' x 54" Plain Panel	54SP0004
1	4' x 54" Skimmer Panel	54SP0004S
1	4' Corner Bench Left	54SPCRB04L
1	4' Corner Bench Right	54SPCRB04R
1	8' Side-by-Side w/ 4' Stairs Right	54SPSBS08R44
4	90 Degree Corner Filler *	54SP090F
4	6" Radius Corner Insert *	54SP06RV
8	54" Adjustable Turnbuckle A-Frame	54SPADJ
8	54" Dual Bottom A-Frame	54SPBAF
8	18" Stake	04227
1	Skimmer Support	54SPSK01
6	8' Bead Receiver - Punched	048BRP
1	Tek Screws - Pack of 75	TEK75
3	3/8" Nuts & Bolts - Pack of 100	PAK100

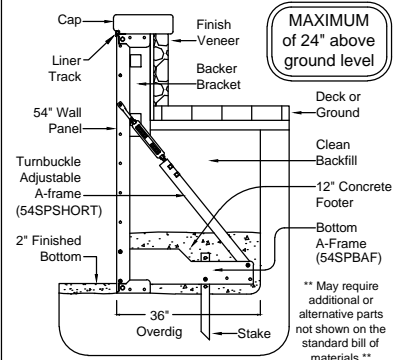
WARNING: Swimming pools can be dangerous if used improperly. Consult your dealer for information on safe use. It is the responsibility of town officials, builders and homeowners to follow safety Recommendations of APSP/ANSI, local ordinances & equipment manufacturers.

- All work not specifically shown here is to be done in accordance with the requirements of the 2024 INTERNATIONAL SWIMMING POOL & SPA CODE, APSP/ANSI/ICC-5 2011 STANDARDS FOR RESIDENTIAL INGROUND SWIMMING POOLS, and all other local building codes.
- Construction Drawing: Different methods and precautions may be dictated by various ground conditions. This is to be determined by and is the responsibility of the contractor who is not an agent of the manufacturer of the component parts.
- Depth and shape of the pool meet minimum standards of the 2024 INTERNATIONAL SWIMMING POOL & SPA CODE and the APSP/ANSI/ICC-5 2011 STANDARDS FOR RESIDENTIAL INGROUND SWIMMING POOLS.
- A means of entry & exit for the pool must be provided in accordance with 2024 INTERNATIONAL SWIMMING POOL & SPA CODE, section 809.
- Equipotential bonding must be provided in accordance with the NATIONAL ELECTRIC CODE, NFPA 70.
- All A-frame braces are to be contained within an 12" thick (minimum) continuous poured concrete (2500 psi) perimeter collar.
- Backfill with clean earth, free of roots and debris.
- Finished bottom is to be 2" minimum of suitable material or undisturbed earth.
- NO DIVING labels are to be installed around the perimeter of the pool.
- Suction entrapment avoidance to be installed in accordance with APSP/ANSI/ICC-7
- Pool Coping / Deck is within 12" of designed waterline. This satisfies requirements for handholds per 15PSC 2024 SECTION 323.1

Full Inground Installation

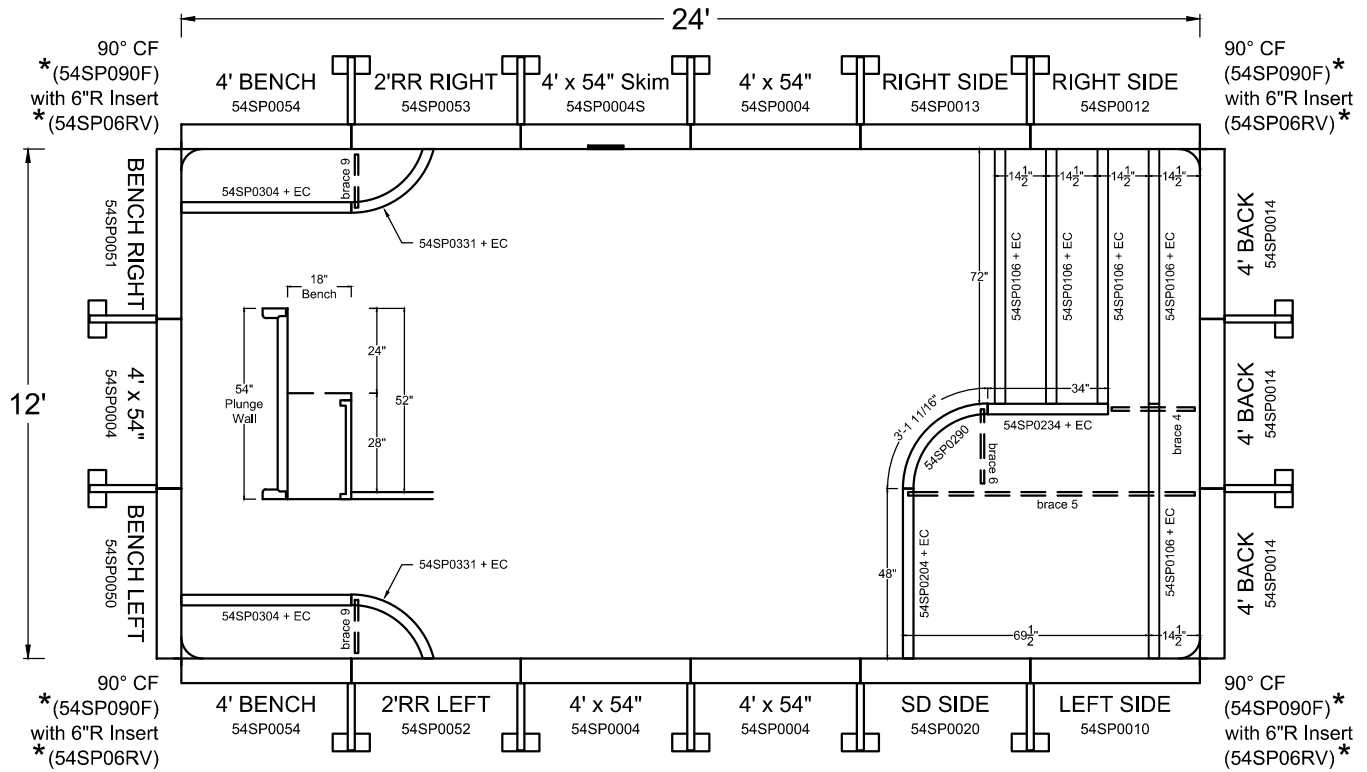


Elevated Installation



Page: **23**
Perimeter: **72'-0"**

PATENT PENDING - January 2024



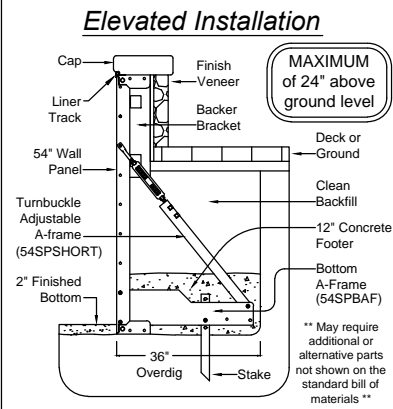
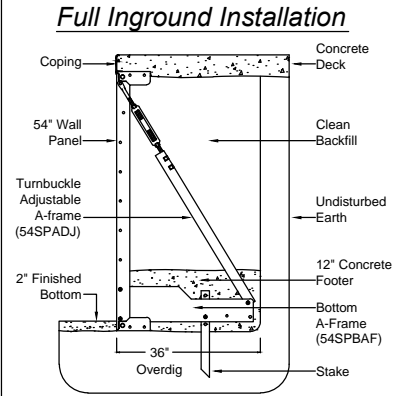
8' x 16'	▷ 17'-10 3/4"	10' x 20'	▷ 22'-4 1/4"
12' x 24'	▷ 26'-10"	14' x 28'	▷ 31'-3 3/4"

Corner Notes
Standard pool layouts shown are with 6"R corners. For optional 90° Corner layouts, DO NOT INSTALL the supplied 6"R Insert (54SP06RV) *
Installer MUST specify the type of corner (6"R or 90°) used when ordering liners.

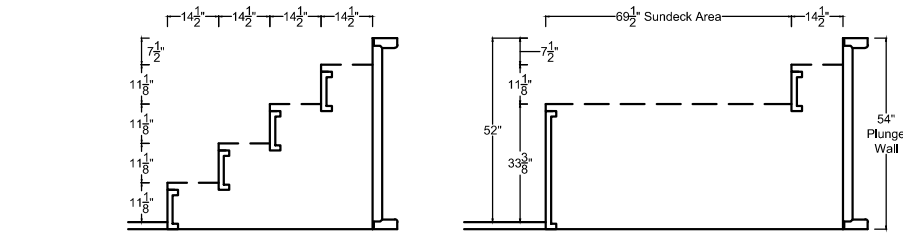
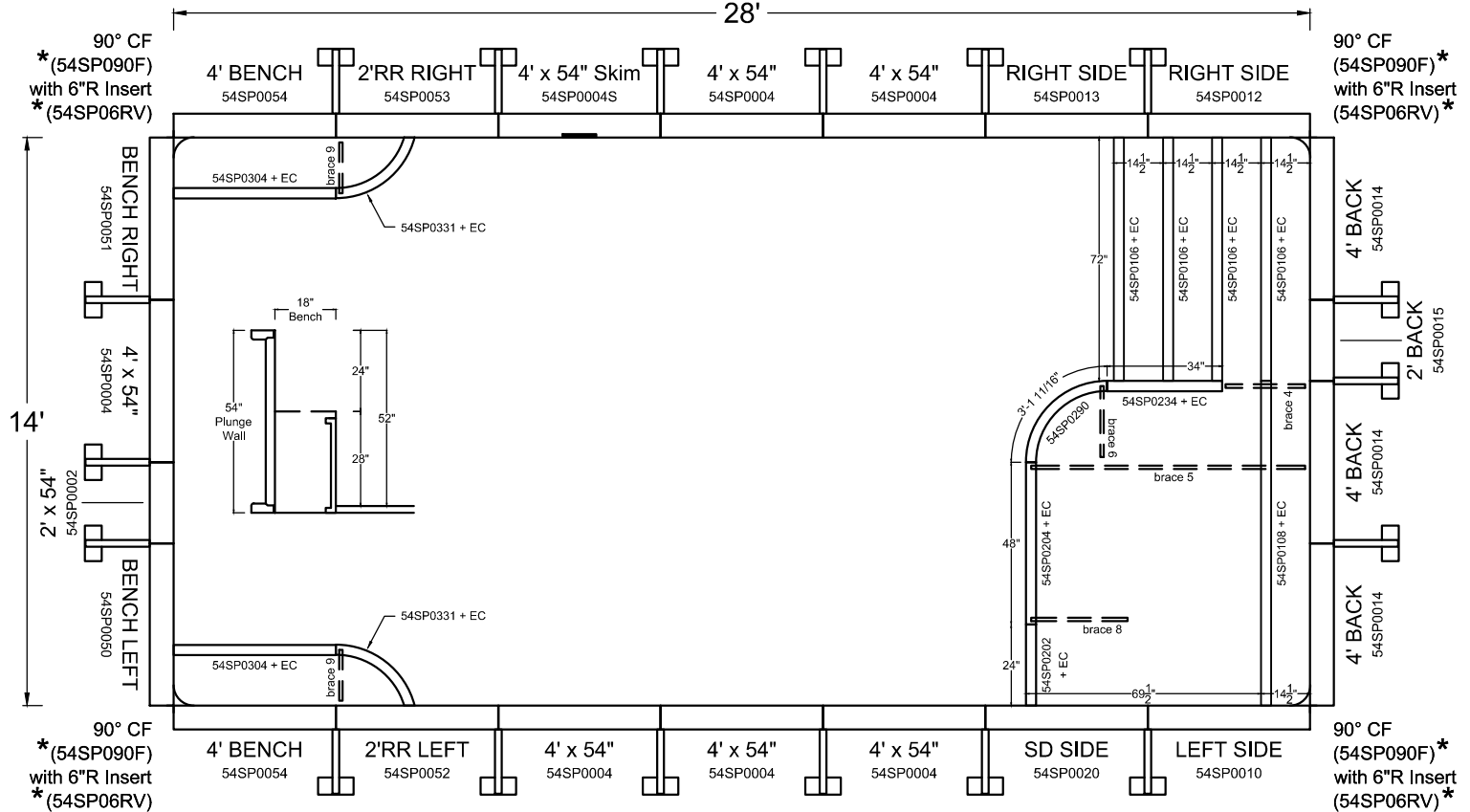
Qty	Description	Part #
4	4' x 54" Plain Panel	54SP0004
1	4' x 54" Skimmer Panel	54SP0004S
1	6' Corner Bench Left	54SPCRB06L
1	6' Corner Bench Right	54SPCRB06R
1	12' Side-by-Side w/ 6' Stairs Right	54SPSBS12R66
4	90 Degree Corner Filler *	54SP090F
4	6" Radius Corner Insert *	54SP06RV
14	54" Adjustable Turnbuckle A-Frame	54SPADJ
14	54" Dual Bottom A-Frame	54SPBAF
14	18" Stake	04227
1	Skimmer Support	54SPSK01
8	8' Bead Receiver - Punched	048BRP
1	Tek Screws - Pack of 75	TEK75
3	3/8" Nuts & Bolts - Pack of 100	PAK100
2	3/8" Nuts & Bolts - Pack of 75	PAK75

WARNING: Swimming pools can be dangerous if used improperly. Consult your dealer for information on safe use. It is the responsibility of town officials, builders and homeowners to follow safety Recommendations of APSP/ANSI, local ordinances & equipment manufacturers.

- All work not specifically shown here is to be done in accordance with the requirements of the 2024 INTERNATIONAL SWIMMING POOL & SPA CODE, APSP/ANSI/ICC-5 2011 STANDARDS FOR RESIDENTIAL INGROUND SWIMMING POOLS, and all other local building codes.
- Construction Drawing: Different methods and precautions may be dictated by various ground conditions. This is to be determined by and is the responsibility of the contractor who is not an agent of the manufacturer of the component parts.
- Depth and shape of the pool meet minimum standards of the 2024 INTERNATIONAL SWIMMING POOL & SPA CODE and the APSP/ANSI/ICC-5 2011 STANDARDS FOR RESIDENTIAL INGROUND SWIMMING POOLS.
- A means of entry & exit for the pool must be provided in accordance with 2024 INTERNATIONAL SWIMMING POOL & SPA CODE, section 809.
- Equipotential bonding must be provided in accordance with the NATIONAL ELECTRIC CODE, NFPA 70.
- All A-frame braces are to be contained within an 12" thick (minimum) continuous poured concrete (2500 psi) perimeter collar.
- Backfill with clean earth, free of roots and debris.
- Finished bottom is to be 2" minimum of suitable material or undisturbed earth.
- NO DIVING labels are to be installed around the perimeter of the pool.
- Suction entrapment avoidance to be installed in accordance with APSP/ANSI/ICC-7.
- Pool Coping / Deck is within 12" of designed waterline. This satisfies requirements for handholds per 15PSC 2024 SECTION 323.1



PATENT PENDING - January 2024



Corner Notes
 Standard pool layouts shown are with 6"R corners. For optional 90° Corner layouts, DO NOT INSTALL the supplied 6"R Insert (54SP06RV) *

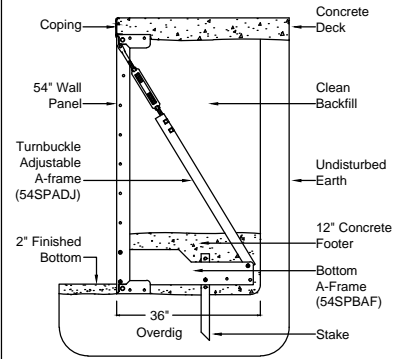
Installer MUST specify the type of corner (6"R or 90°) used when ordering liners *

Qty	Description	Part #
1	2' x 54" Plain Panel	54SP0002
6	4' x 54" Plain Panel	54SP0004
1	4' x 54" Skimmer Panel	54SP0004S
1	6' Corner Bench Left	54SPCRB06L
1	6' Corner Bench Right	54SPCRB06R
1	14' Side-by-Side w/ 6' Stairs Right	54SPSBS14R68
4	90 Degree Corner Filler *	54SP090F
4	6" Radius Corner Insert *	54SP06RV
18	54" Adjustable Turnbuckle A-Frame	54SPADJ
18	54" Dual Bottom A-Frame	54SPBAF
18	18" Stake	04227
1	Skimmer Support	54SPSK01
9	8' Bead Receiver - Punched	048BRP
1	Tek Screws - Pack of 75	TEK75
3	3/8" Nuts & Bolts - Pack of 100	PAK100
2	3/8" Nuts & Bolts - Pack of 75	PAK75

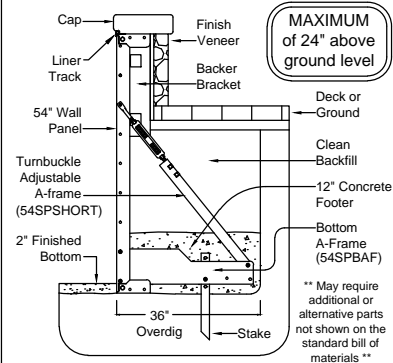
WARNING: Swimming pools can be dangerous if used improperly. Consult your dealer for information on safe use. It's the responsibility of town officials, builders and homeowners to follow safety Recommendations of APSP/ANSI, local ordinances & equipment manufacturers.

- All work not specifically shown here is to be done in accordance with the requirements of the 2024 INTERNATIONAL SWIMMING POOL & SPA CODE, APSP/ANSI/ICC-5 2011 STANDARDS FOR RESIDENTIAL INGROUND SWIMMING POOLS, and all other local building codes.
- Construction Drawing: Different methods and precautions may be dictated by various ground conditions. This is to be determined by and is the responsibility of the contractor who is not an agent of the manufacturer of the component parts.
- Depth and shape of the pool meet minimum standards of the 2024 INTERNATIONAL SWIMMING POOL & SPA CODE and the APSP/ANSI/ICC-5 2011 STANDARDS FOR RESIDENTIAL INGROUND SWIMMING POOLS.
- A means of entry & exit for the pool must be provided in accordance with 2024 INTERNATIONAL SWIMMING POOL & SPA CODE, section 809.
- Equipotential bonding must be provided in accordance with the NATIONAL ELECTRIC CODE, NFPA 70.
- All A-frame braces are to be contained within an 12" thick (minimum) continuous poured concrete (2500 psi) perimeter collar.
- Backfill with clean earth, free of roots and debris.
- Finished bottom is to be 2" minimum of suitable material or undisturbed earth.
- NO DIVING labels are to be installed around the perimeter of the pool.
- Suction entrapment avoidance to be installed in accordance with APSP/ANSI/ICC-7
- Pool Coping / Deck is within 12" of designed waterline. This satisfies requirements for handholds per IPS5C 2024 SECTION 323.1

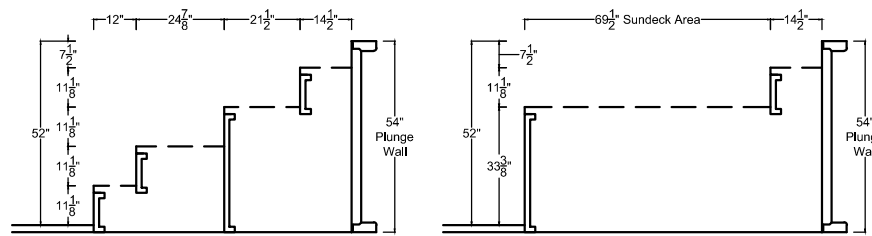
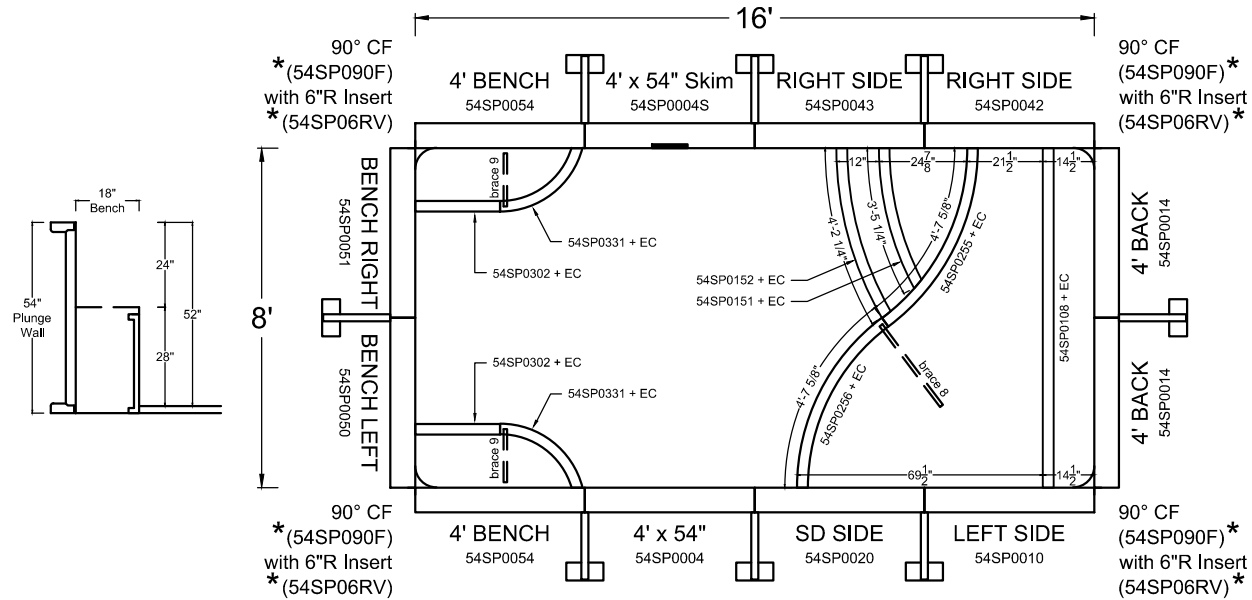
Full Inground Installation



Elevated Installation



PATENT PENDING - January 2024



Pool Squaring Diagonals	
8' x 16' > 17'-10 3/4"	10' x 20' > 22'-4 1/4"
12' x 24' > 26'-10"	14' x 28' > 31'-3 3/4"

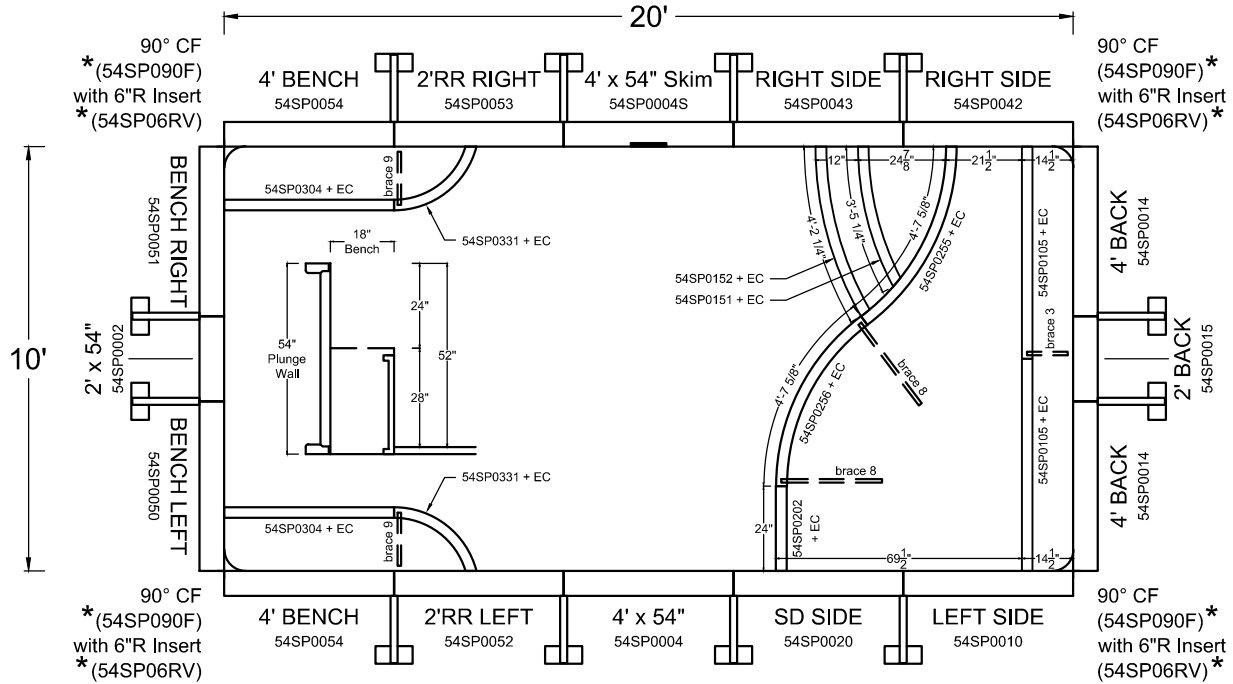
Corner Notes
Standard pool layouts shown are with 6"R corners. For optional 90° Corner layouts, DO NOT INSTALL the supplied 6"R Insert (54SP06RV) *
Installer MUST specify the type of corner (6"R or 90°) used when ordering liners

Qty	Description	Part #
1	4' x 54" Plain Panel	54SP0004
1	4' x 54" Skimmer Panel	54SP0004S
1	4' Corner Bench Left	54SPCRB04L
1	4' Corner Bench Right	54SPCRB04R
1	8' Wave Stair & SD w/ Steps Right	54SPWAV08R
4	90 Degree Corner Filler *	54SP090F
4	6" Radius Corner Insert *	54SP06RV
8	54" Adjustable Turnbuckle A-Frame	54SPADJ
8	54" Dual Bottom A-Frame	54SPBAF
8	18" Stake	04227
1	Skimmer Support	54SPSK01
6	8' Bead Receiver - Punched	048BRP
1	Tek Screws - Pack of 75	TEK75
3	3/8" Nuts & Bolts - Pack of 100	PAK100

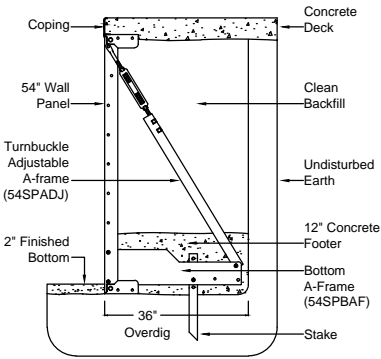
WARNING: Swimming pools can be dangerous if used improperly. Consult your dealer for information on safe use. It is the responsibility of town officials, builders and homeowners to follow safety Recommendations of APSP/ANSI, local ordinances & equipment manufacturers.

- All work not specifically shown here is to be done in accordance with the requirements of the 2024 INTERNATIONAL SWIMMING POOL & SPA CODE, APSP/ANSI/ICC-5 2011 STANDARDS FOR RESIDENTIAL INGROUND SWIMMING POOLS, and all other local building codes.
- Construction Drawing: Different methods and precautions may be dictated by various ground conditions. This is to be determined by and is the responsibility of the contractor who is not an agent of the manufacturer of the component parts.
- Depth and shape of the pool meet minimum standards of the 2024 INTERNATIONAL SWIMMING POOL & SPA CODE and the APSP/ANSI/ICC-5 2011 STANDARDS FOR RESIDENTIAL INGROUND SWIMMING POOLS.
- A means of entry & exit for the pool must be provided in accordance with 2024 INTERNATIONAL SWIMMING POOL & SPA CODE, section 809.
- Equipotential bonding must be provided in accordance with the NATIONAL ELECTRIC CODE, NFPA 70.
- All A-frame braces are to be contained within an 12" thick (minimum) continuous poured concrete (2500 psi) perimeter collar.
- Backfill with clean earth, free of roots and debris.
- Finished bottom is to be 2" minimum of suitable material or undisturbed earth.
- NO DIVING labels are to be installed around the perimeter of the pool.
- Suction entrapment avoidance to be installed in accordance with APSP/ANSI/ICC-7
- Pool Coping / Deck is within 12" of designed waterline. This satisfies requirements for handholds per 15PS5 2024 SECTION 323.1

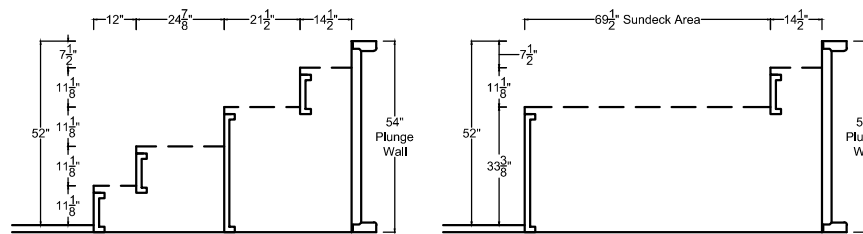
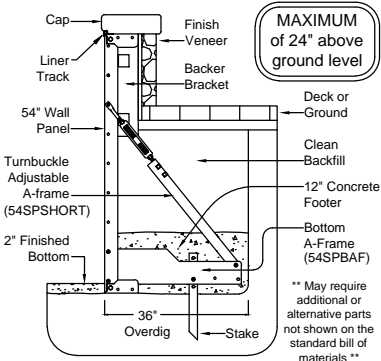
PATENT PENDING - January 2024



Full Inground Installation



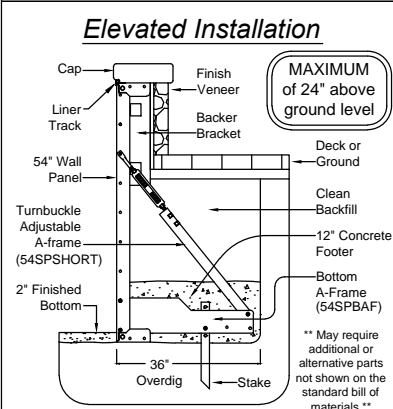
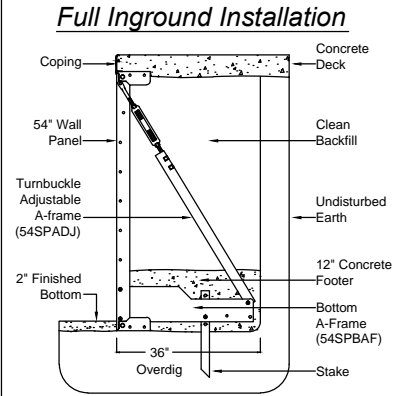
Elevated Installation



Qty	Description	Part #
1	2' x 54" Plain Panel	54SP0002
1	4' x 54" Plain Panel	54SP0004
1	4' x 54" Skimmer Panel	54SP0004S
1	6' Corner Bench Left	54SPCRB06L
1	6' Corner Bench Right	54SPCRB06R
1	10' Wave Stair & SD w/ Steps Right	54SPWAV10R
4	90 Degree Corner Filler *	54SP090F
4	6" Radius Corner Insert *	54SP06RV
12	54" Adjustable Turnbuckle A-Frame	54SPADJ
12	54" Dual Bottom A-Frame	54SPBAF
12	18" Stake	04227
1	Skimmer Support	54SPSK01
7	8" Bead Receiver - Punched	048BRP
1	Tek Screws - Pack of 75	TEK75
3	3/8" Nuts & Bolts - Pack of 100	PAK100
1	3/8" Nuts & Bolts - Pack of 75	PAK75

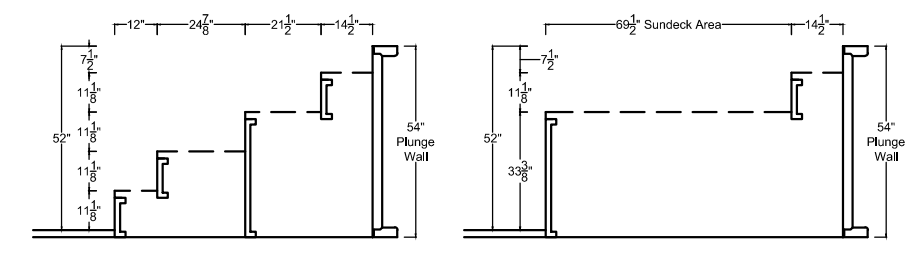
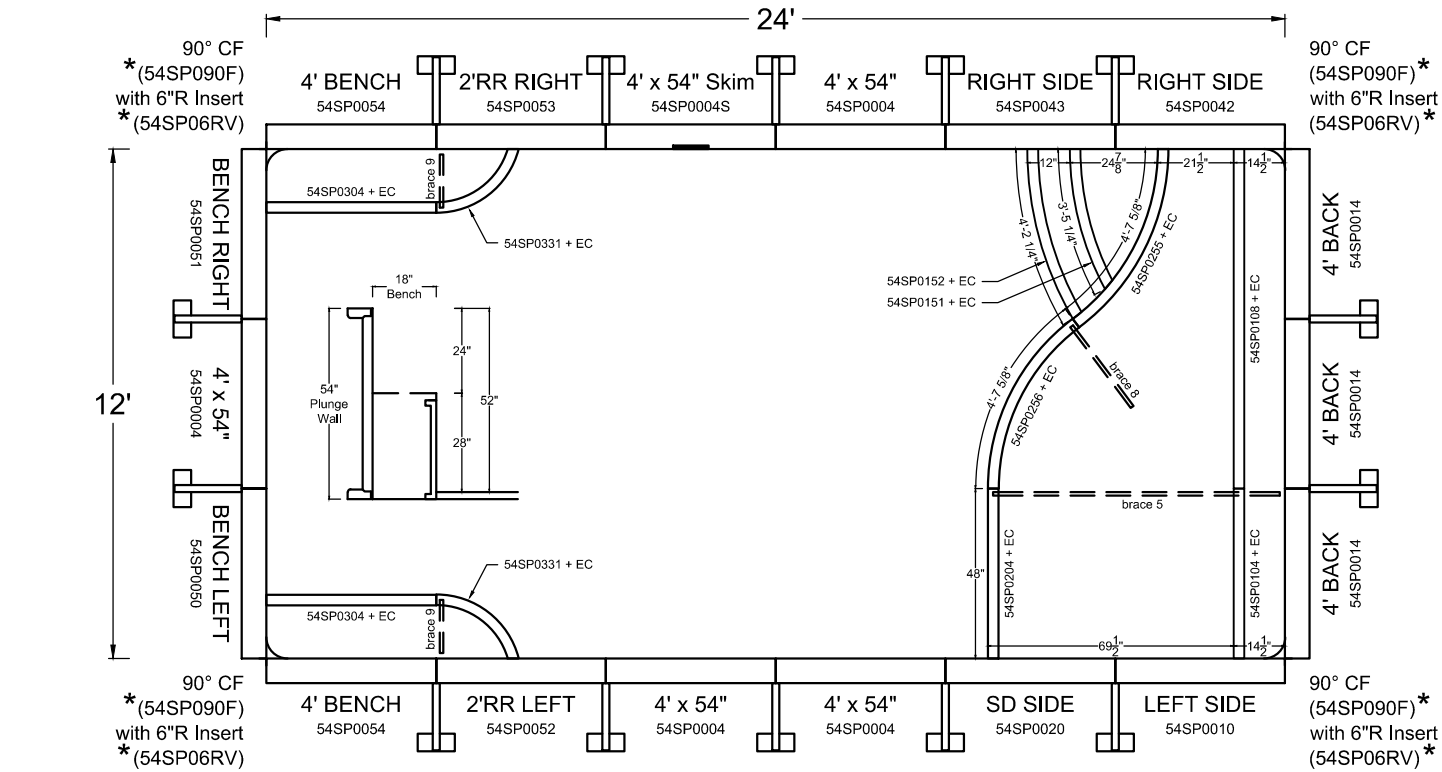
WARNING: Swimming pools can be dangerous if used improperly. Consult your dealer for information on safe use. It is the responsibility of town officials, builders and homeowners to follow safety Recommendations of APSP/ANSI, local ordinances & equipment manufacturers.

- All work not specifically shown here is to be done in accordance with the requirements of the 2024 INTERNATIONAL SWIMMING POOL & SPA CODE, APSP/ANSI/ICC-5 2011 STANDARDS FOR RESIDENTIAL INGROUND SWIMMING POOLS, and all other local building codes.
- Construction Drawing: Different methods and precautions may be dictated by various ground conditions. This is to be determined by and is the responsibility of the contractor who is not an agent of the manufacturer of the component parts.
- Depth and shape of the pool meet minimum standards of the 2024 INTERNATIONAL SWIMMING POOL & SPA CODE and the APSP/ANSI/ICC-5 2011 STANDARDS FOR RESIDENTIAL INGROUND SWIMMING POOLS.
- A means of entry & exit for the pool must be provided in accordance with 2024 INTERNATIONAL SWIMMING POOL & SPA CODE, section 809.
- Equipotential bonding must be provided in accordance with the NATIONAL ELECTRIC CODE, NFPA 70.
- All A-frame braces are to be contained within an 12" thick (minimum) continuous poured concrete (2500 psi) perimeter collar.
- Backfill with clean earth, free of roots and debris.
- Finished bottom is to be 2" minimum of suitable material or undisturbed earth.
- NO DIVING labels are to be installed around the perimeter of the pool.
- Suction entrapment avoidance to be installed in accordance with APSP/ANSI/ICC-7
- Pool Coping / Deck is within 12" of designed waterline. This satisfies requirements for handholds per 15PSC 2024 SECTION 323.1



Page: **27**
 Perimeter: **72'-0"**

PATENT PENDING - January 2024



Pool Squaring Diagonals

8' x 16'	▷ 17'-10 3/4"	10' x 20'	▷ 22'-4 1/4"
12' x 24'	▷ 26'-10"	14' x 28'	▷ 31'-3 3/4"

Corner Notes
 Standard pool layouts shown are with 6"R corners. For optional 90° Corner layouts, DO NOT INSTALL the supplied 6"R Insert (54SP06RV) *

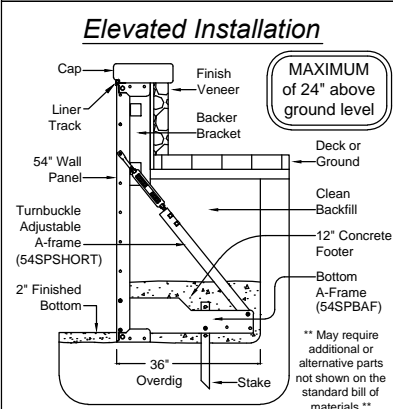
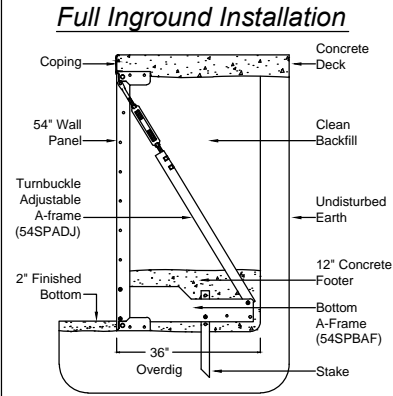
Installer MUST specify the type of corner (6"R or 90°) used when ordering liners *

Qty	Description	Part #
4	4' x 54" Plain Panel	54SP0004
1	4' x 54" Skimmer Panel	54SP0004S
1	6' Corner Bench Left	54SPCRB06L
1	6' Corner Bench Right	54SPCRB06R
1	12' Wave Stair & SD w/ Steps Right	54SPWAV12R
4	90 Degree Corner Filler *	54SP090F
4	6" Radius Corner Insert *	54SP06RV
14	54" Adjustable Turnbuckle A-Frame	54SPADJ
14	54" Dual Bottom A-Frame	54SPBAF
14	18" Stake	04227
1	Skimmer Support	54SPSK01
8	8' Bead Receiver - Punched	048BRP
1	Tek Screws - Pack of 75	TEK75
4	3/8" Nuts & Bolts - Pack of 100	PAK100

Surface Area: **288.00 SF** Volume: **6,726 gal.** Type **O** Non-Diving October **2024** **Imperial** MANUFACTURING POOLS **The Socializer - 12' x 24'** 1224-WAV-R-CRB

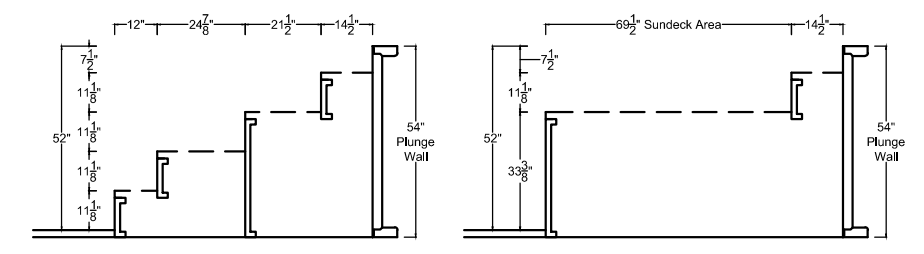
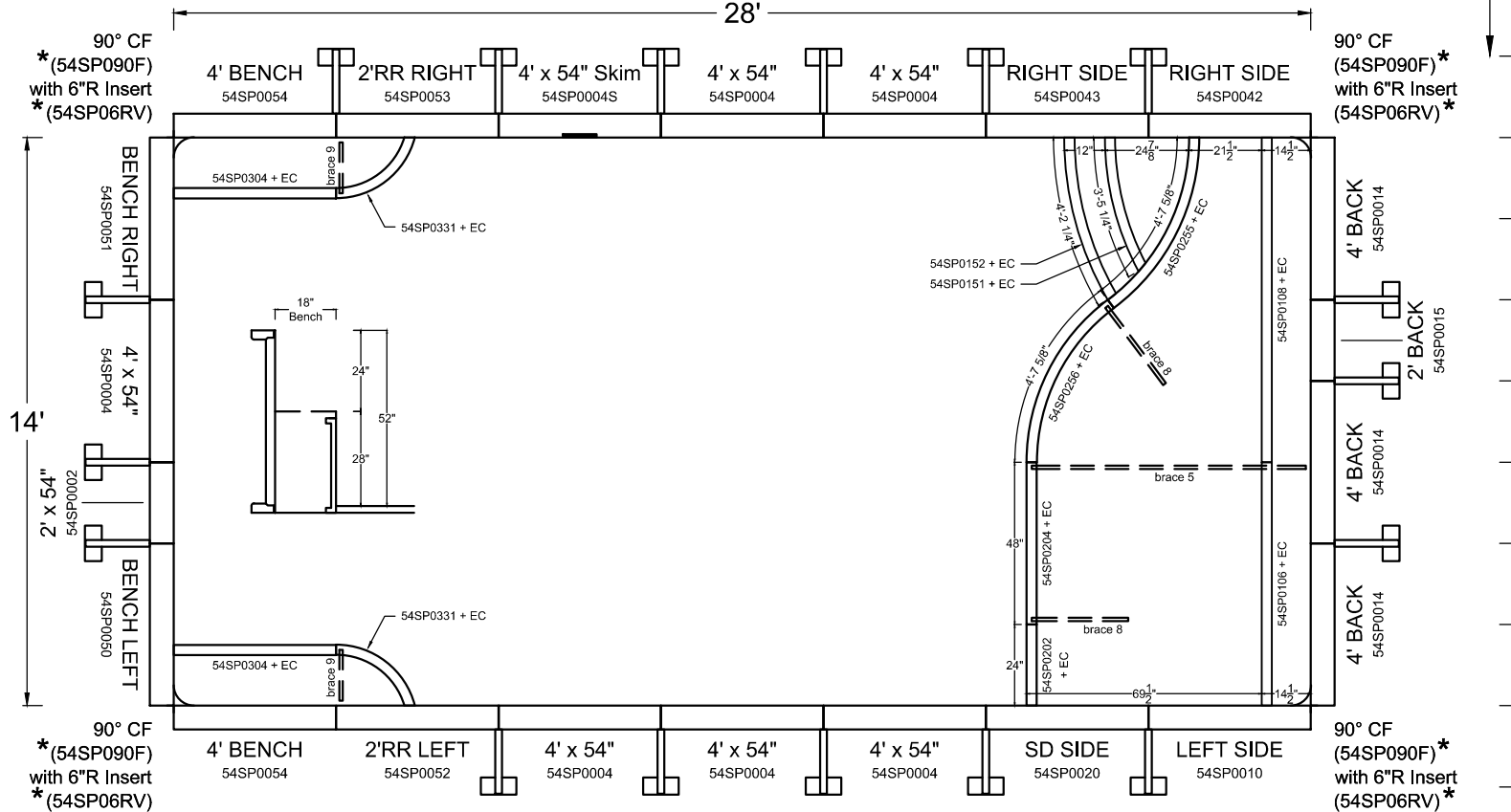
WARNING: Swimming pools can be dangerous if used improperly. Consult your dealer for information on safe use. It is the responsibility of town officials, builders and homeowners to follow safety Recommendations of APSP/ANSI, local ordinances & equipment manufacturers.

- All work not specifically shown here is to be done in accordance with the requirements of the 2024 INTERNATIONAL SWIMMING POOL & SPA CODE, APSP/ANSI/ICC-5 2011 STANDARDS FOR RESIDENTIAL INGROUND SWIMMING POOLS, and all other local building codes.
- Construction Drawing: Different methods and precautions may be dictated by various ground conditions. This is to be determined by and is the responsibility of the contractor who is not an agent of the manufacturer of the component parts.
- Depth and shape of the pool meet minimum standards of the 2024 INTERNATIONAL SWIMMING POOL & SPA CODE and the APSP/ANSI/ICC-5 2011 STANDARDS FOR RESIDENTIAL INGROUND SWIMMING POOLS.
- A means of entry & exit for the pool must be provided in accordance with 2024 INTERNATIONAL SWIMMING POOL & SPA CODE, section 809.
- Equipotential bonding must be provided in accordance with the NATIONAL ELECTRIC CODE, NFPA 70.
- All A-frame braces are to be contained within an 12" thick (minimum) continuous poured concrete (2500 psi) perimeter collar.
- Backfill with clean earth, free of roots and debris.
- Finished bottom is to be 2" minimum of suitable material or undisturbed earth.
- NO DIVING labels are to be installed around the perimeter of the pool.
- Suction entrapment avoidance to be installed in accordance with APSP/ANSI/ICC-7
- Pool Coping / Deck is within 12" of designed waterline. This satisfies requirements for handholds per 15PSC 2024 SECTION 323.1



Page: **28**
 Perimeter: **84'-0"**

PATENT PENDING - January 2024



8' x 16'	▷ 17'-10 3/4"	10' x 20'	▷ 22'-4 1/4"
12' x 24'	▷ 26'-10"	14' x 28'	▷ 31'-3 3/4"

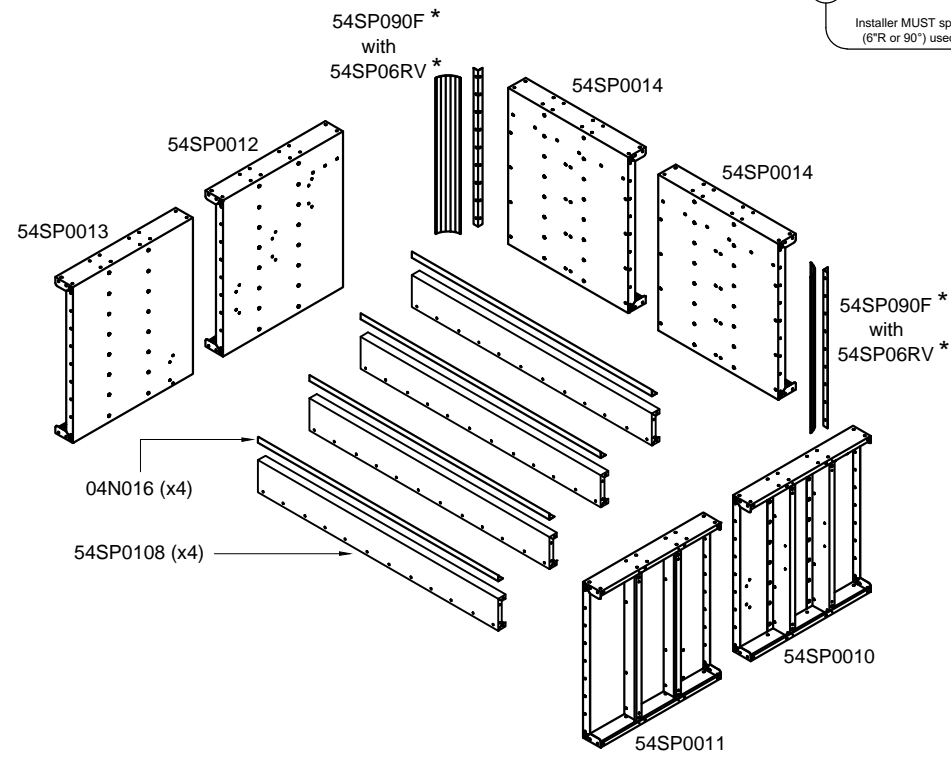
Corner Notes
 Standard pool layouts shown are with 6"R corners. For optional 90° Corner layouts, DO NOT INSTALL the supplied 6"R Insert (54SP06RV) *
 Installer MUST specify the type of corner (6"R or 90°) used when ordering liners.

Qty	Description	Part #
1	2' x 54" Plain Panel	54SP0002
6	4' x 54" Plain Panel	54SP0004
1	4' x 54" Skimmer Panel	54SP0004S
1	6' Corner Bench Left	54SPCRB06L
1	6' Corner Bench Right	54SPCRB06R
1	14' Wave Stair & SD w/ Steps Right	54SPWAV14R
4	90 Degree Corner Filler *	54SP090F
4	6" Radius Corner Insert *	54SP06RV
18	54" Adjustable Turnbuckle A-Frame	54SPCRADJ
18	54" Dual Bottom A-Frame	54SPBAF
18	18" Stake	04227
1	Skimmer Support	54SPSK01
8	8' Bead Receiver - Punched	048BRP
1	Tek Screws - Pack of 75	TEK75
4	3/8" Nuts & Bolts - Pack of 100	PAK100

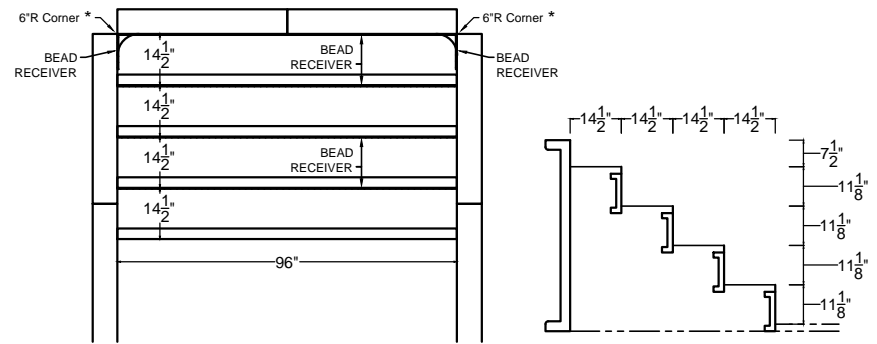
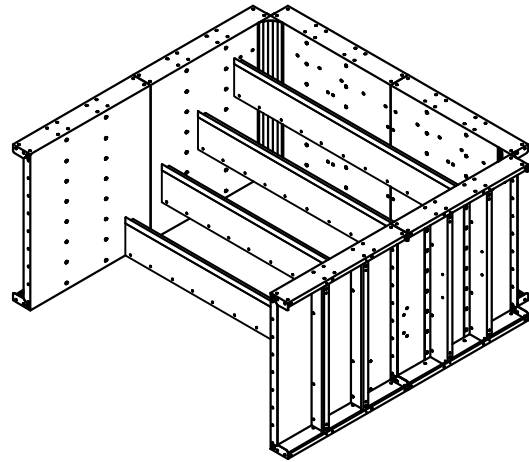
Surface Area: **392.00 SF** Volume: **9,530 gal.** Type **O** Non-Diving October **2024** **Imperial** MANUFACTURING POOLS **The Socializer - 14' x 28'** 1428-WAV-R-CRB

Qty	Description	Part #
1	Full End Stairs - Left Side Panel - Top Step	54SP0010
1	Full End Stairs - Left Side Panel - Bottom Step	54SP0011
1	Full End Stairs - Right Side Panel - Top Step	54SP0012
1	Full End Stairs - Right Side Panel - Bottom Step	54SP0013
2	Full End Stairs - 4' Back Panel	54SP0014
4	8' Nexus Step Riser	54SP0108
4	8' Straight Edge Cap	04N016

Corner Notes
 Standard pool layouts shown are with 6"R corners. For optional 90° Corner layouts, DO NOT INSTALL the supplied 6"R Insert (54SP06RV).
 * Installer MUST specify the type of corner (6"R or 90°) used when ordering liners



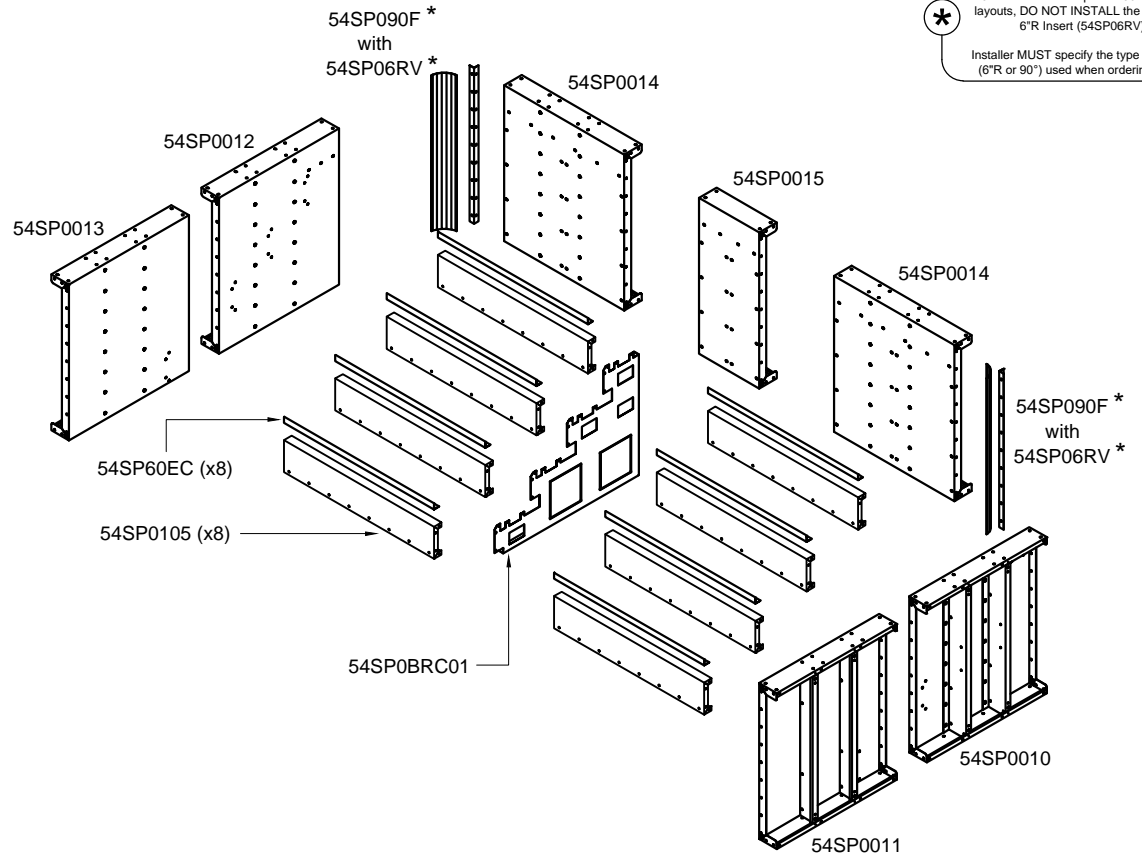
8' Full End Stairs
54SPFES008



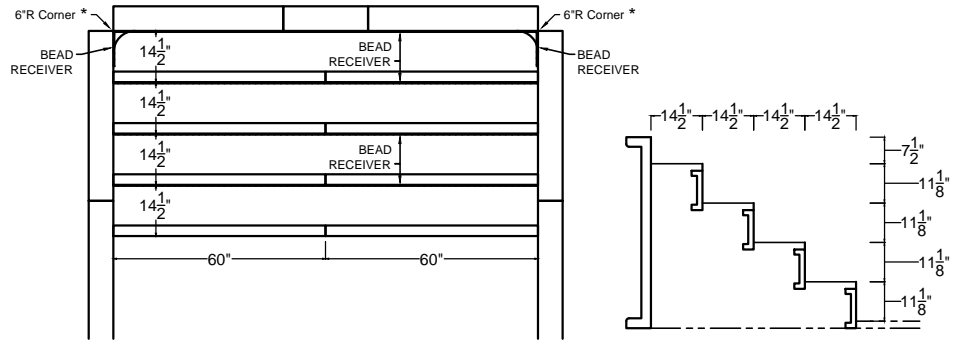
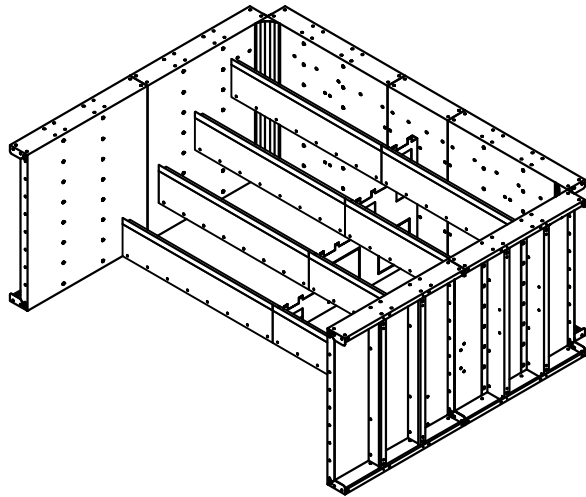
PATENT PENDING - January 2024

Qty	Description	Part #
1	Full End Stairs - Left Side Panel - Top Step	54SP0010
1	Full End Stairs - Left Side Panel - Bottom Step	54SP0011
1	Full End Stairs - Right Side Panel - Top Step	54SP0012
1	Full End Stairs - Right Side Panel - Bottom Step	54SP0013
2	Full End Stairs - 4' Back Panel	54SP0014
1	Full End Stairs - 2' Back Panel	54SP0015
8	5' Nexus Step Riser	54SP0105
8	5' Straight Edge Cap	54SP60EC
1	Full End Stair Brace	54SPBRC01

Corner Notes
 Standard pool layouts shown are with 6"R corners. For optional 90° Corner layouts, DO NOT INSTALL the supplied 6"R Insert (54SP06RV).
 * Installer MUST specify the type of corner (6"R or 90°) used when ordering liners



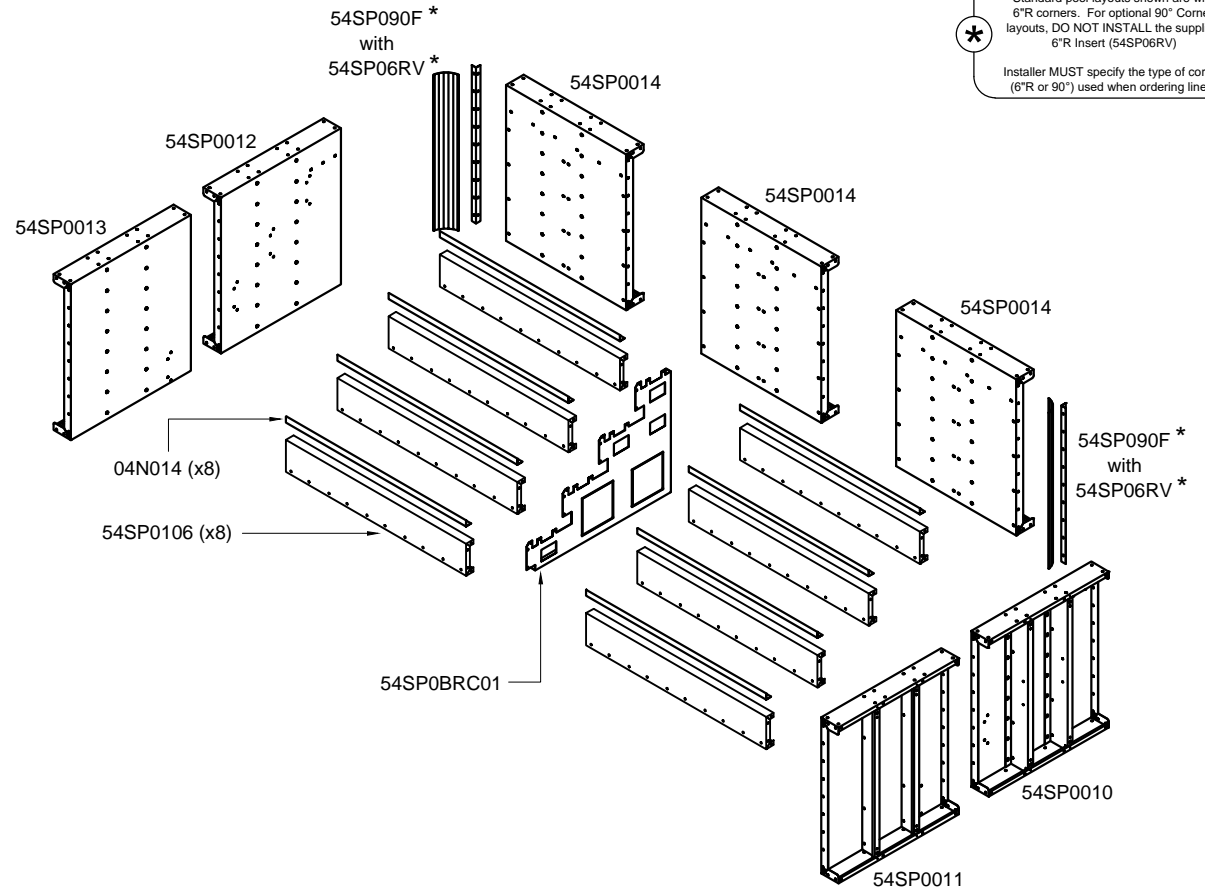
10' Full End Stairs
54SPFES010



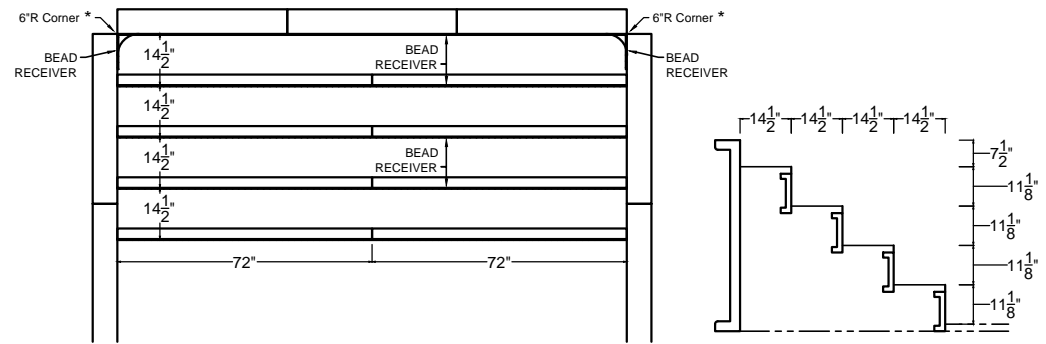
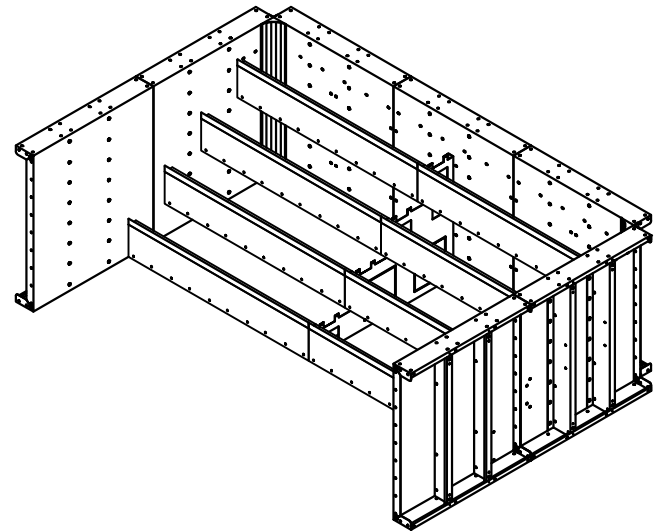
PATENT PENDING - January 2024

Qty	Description	Part #
1	Full End Stairs - Left Side Panel - Top Step	54SP0010
1	Full End Stairs - Left Side Panel - Bottom Step	54SP0011
1	Full End Stairs - Right Side Panel - Top Step	54SP0012
1	Full End Stairs - Right Side Panel - Bottom Step	54SP0013
3	Full End Stairs - 4' Back Panel	54SP0014
8	6' Nexus Step Riser	54SP0106
8	6' Straight Edge Cap	04N014
1	Full End Stair Brace	54SPBRC01

Corner Notes
 Standard pool layouts shown are with 6"R corners. For optional 90° Corner layouts, DO NOT INSTALL the supplied 6"R Insert (54SP06RV)
 *
 Installer MUST specify the type of corner (6"R or 90°) used when ordering liners



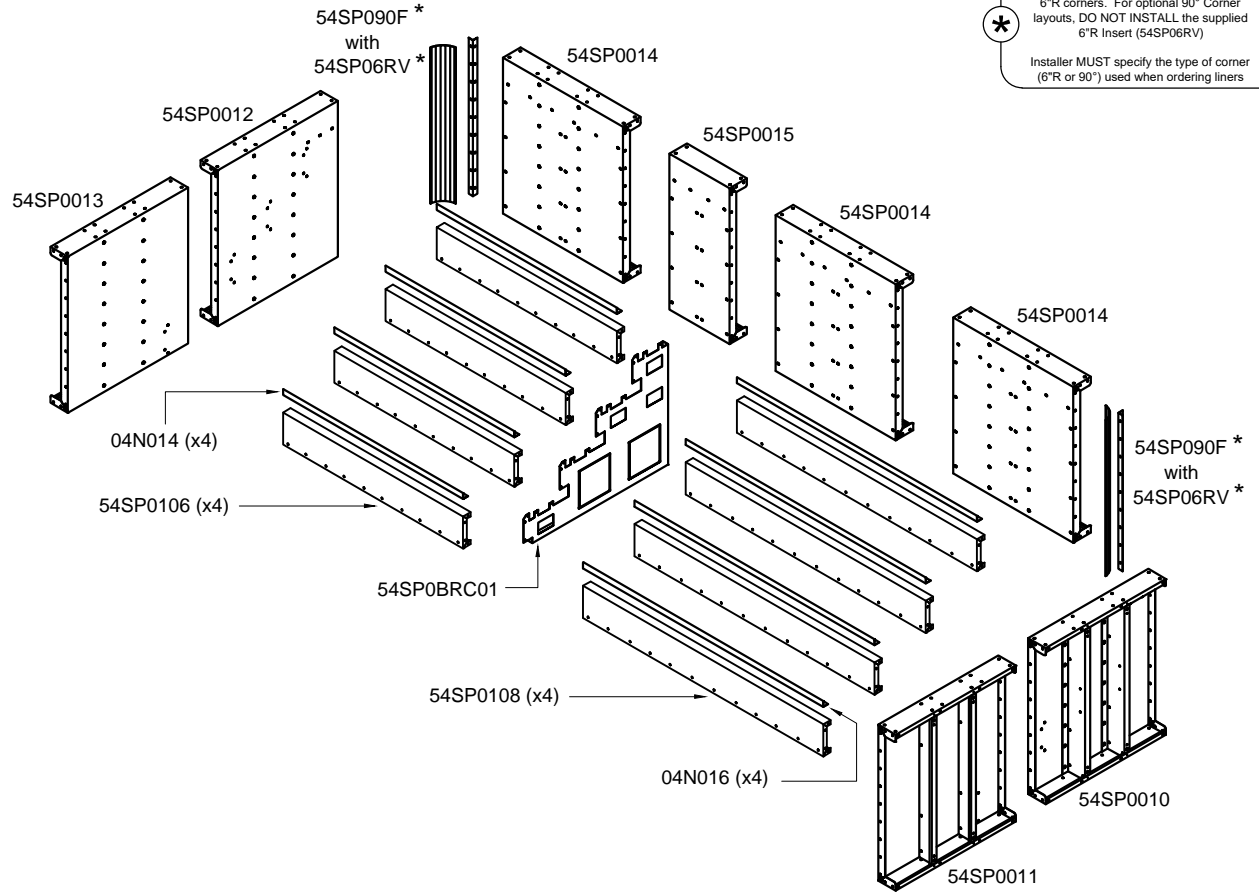
12' Full End Stairs
54SPFES012



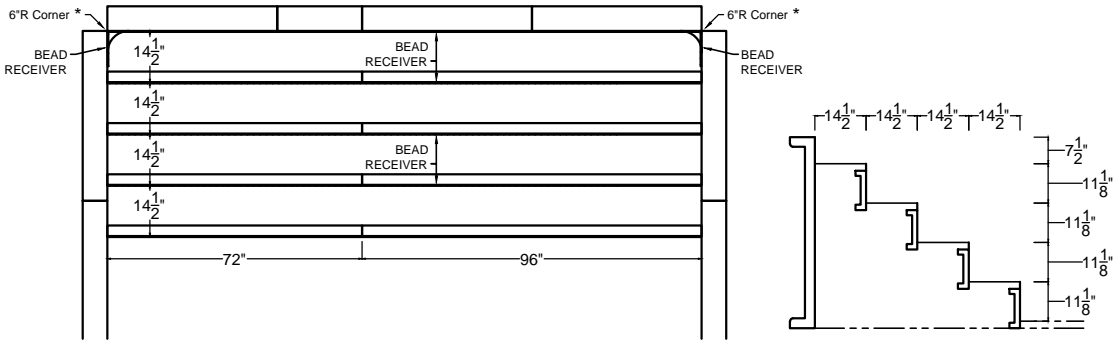
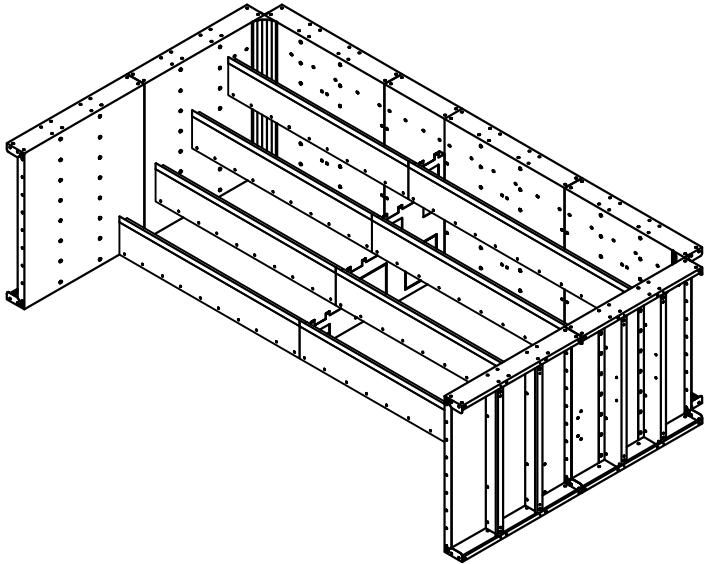
PATENT PENDING - January 2024

Qty	Description	Part #
1	Full End Stairs - Left Side Panel - Top Step	54SP0010
1	Full End Stairs - Left Side Panel - Bottom Step	54SP0011
1	Full End Stairs - Right Side Panel - Top Step	54SP0012
1	Full End Stairs - Right Side Panel - Bottom Step	54SP0013
3	Full End Stairs - 4' Back Panel	54SP0014
1	Full End Stairs - 2' Back Panel	54SP0015
4	8' Nexus Step Riser	54SP0108
4	6' Nexus Step Riser	54SP0106
4	8' Straight Edge Cap	04N016
4	6' Straight Edge Cap	04N014
1	Full End Stair Brace	54SPBRC01

Corner Notes
 Standard pool layouts shown are with 6'R corners. For optional 90° Corner layouts, DO NOT INSTALL the supplied 6'R Insert (54SP06RV).
 * Installer MUST specify the type of corner (6'R or 90°) used when ordering liners



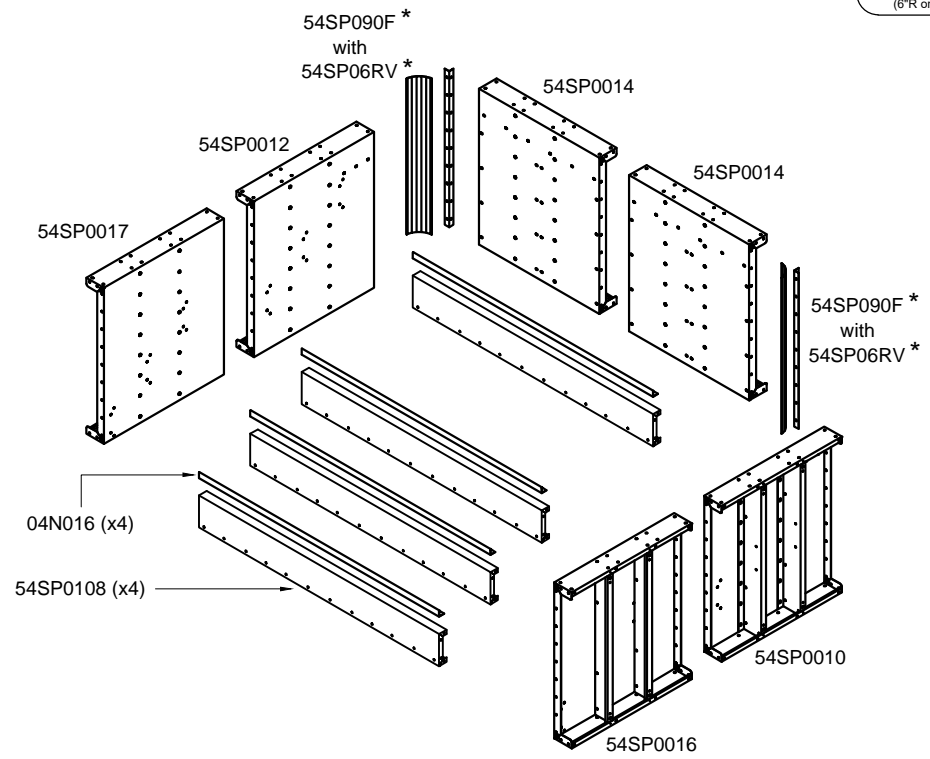
14' Full End Stairs
54SPFES014



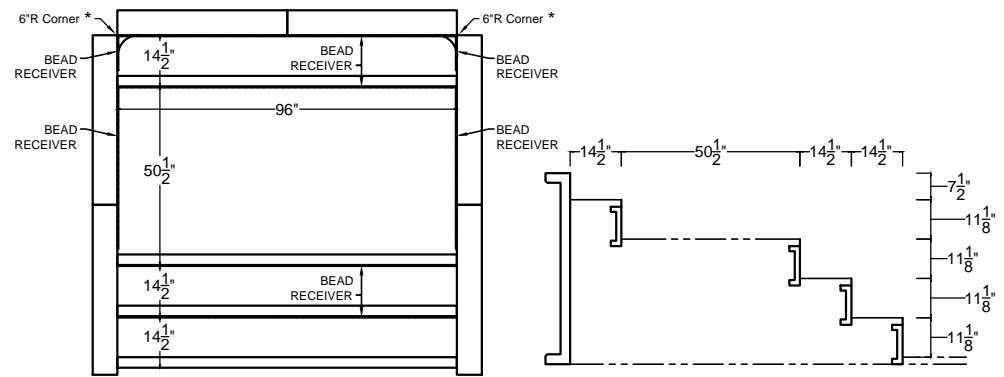
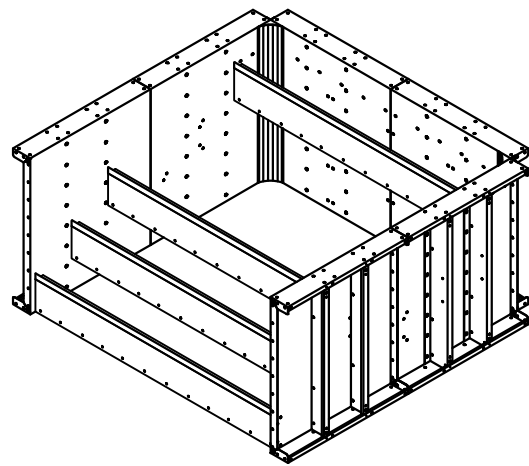
PATENT PENDING - January 2024

Qty	Description	Part #
1	Full End Stairs - Left Side Panel - Top Step	54SP0010
1	Full End Stairs - Right Side Panel - Top Step	54SP0012
2	Full End Stairs - 4' Back Panel	54SP0014
1	Full End Stair & SD - Left Side Panel - Bottom Steps	54SP0016
1	Full End Stair & SD - Right Side Panel - Bottom Steps	54SP0017
4	8' Nexus Step Riser	54SP0108
4	8' Straight Edge Cap	04N016

Corner Notes
 Standard pool layouts shown are with 6"R corners. For optional 90° Corner layouts, DO NOT INSTALL the supplied 6"R Insert (54SP06RV).
 * Installer MUST specify the type of corner (6"R or 90°) used when ordering liners



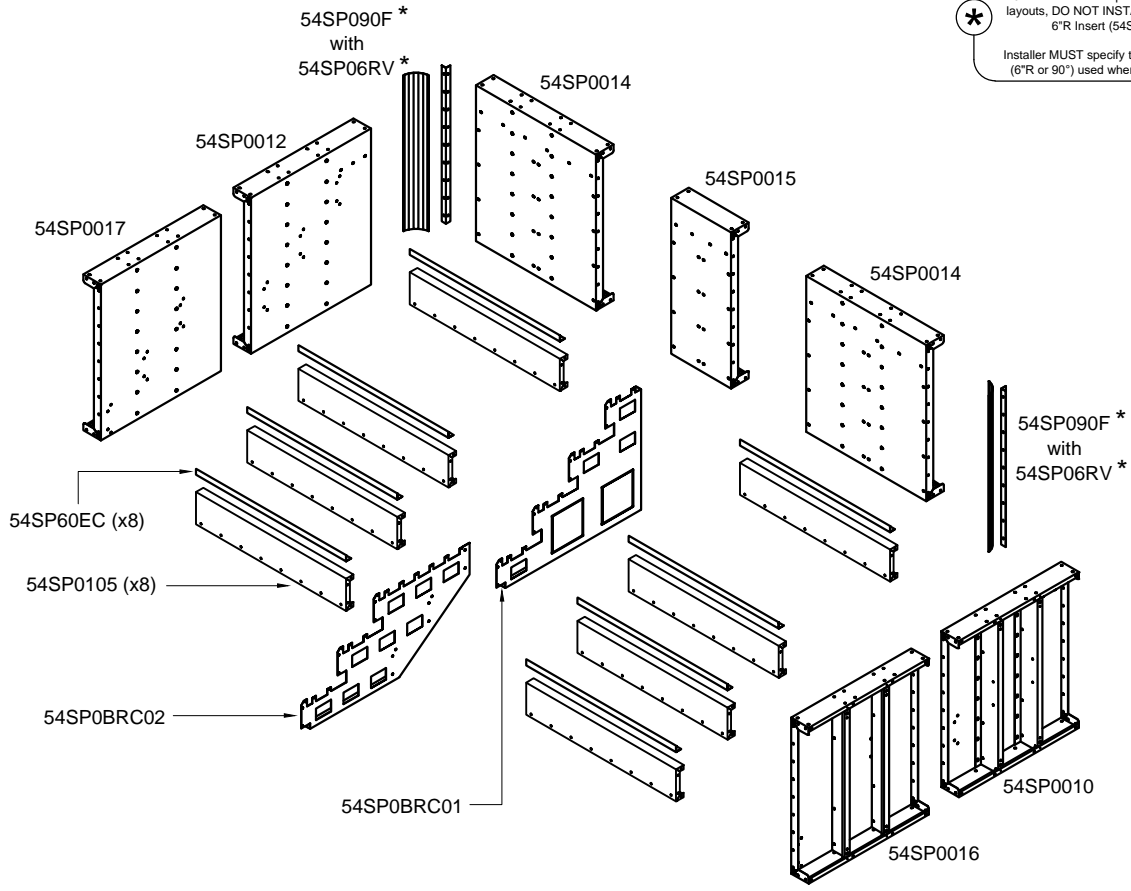
8' Full End Stair & Sundeck
 54SPFSD008



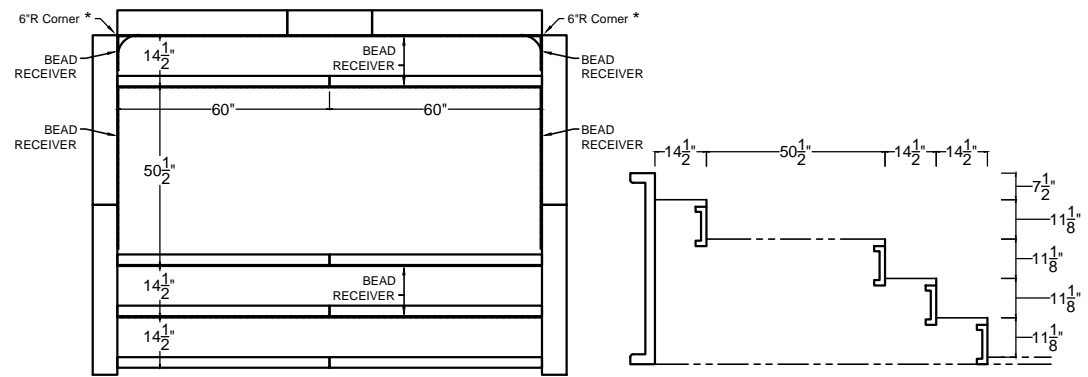
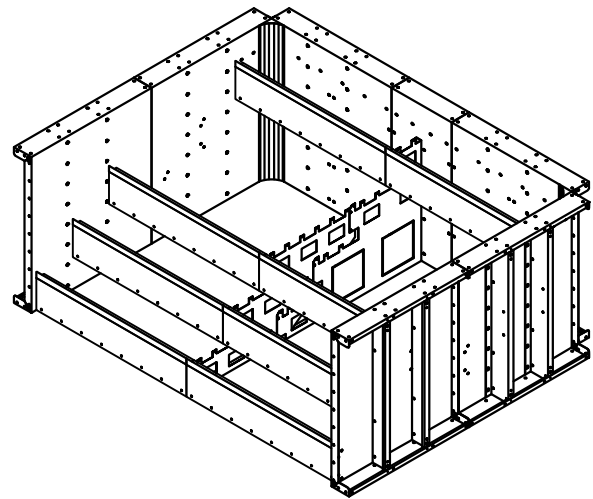
PATENT PENDING - January 2024

Qty	Description	Part #
1	Full End Stairs - Left Side Panel - Top Step	54SP0010
1	Full End Stairs - Right Side Panel - Top Step	54SP0012
2	Full End Stairs - 4' Back Panel	54SP0014
1	Full End Stairs - 2' Back Panel	54SP0015
1	Full End Stair & SD - Left Side Panel - Bottom Steps	54SP0016
1	Full End Stair & SD - Right Side Panel - Bottom Steps	54SP0017
8	5' Nexus Step Riser	54SP0105
8	5' Straight Edge Cap	54SP60EC
1	Full End Stair Brace	54SPBRC01
1	Full End Stair & SD Extension Brace	54SPBRC02

Corner Notes
 Standard pool layouts shown are with 6"R corners. For optional 90° Corner layouts, DO NOT INSTALL the supplied 6"R Insert (54SP06RV).
 * Installer MUST specify the type of corner (6"R or 90°) used when ordering liners



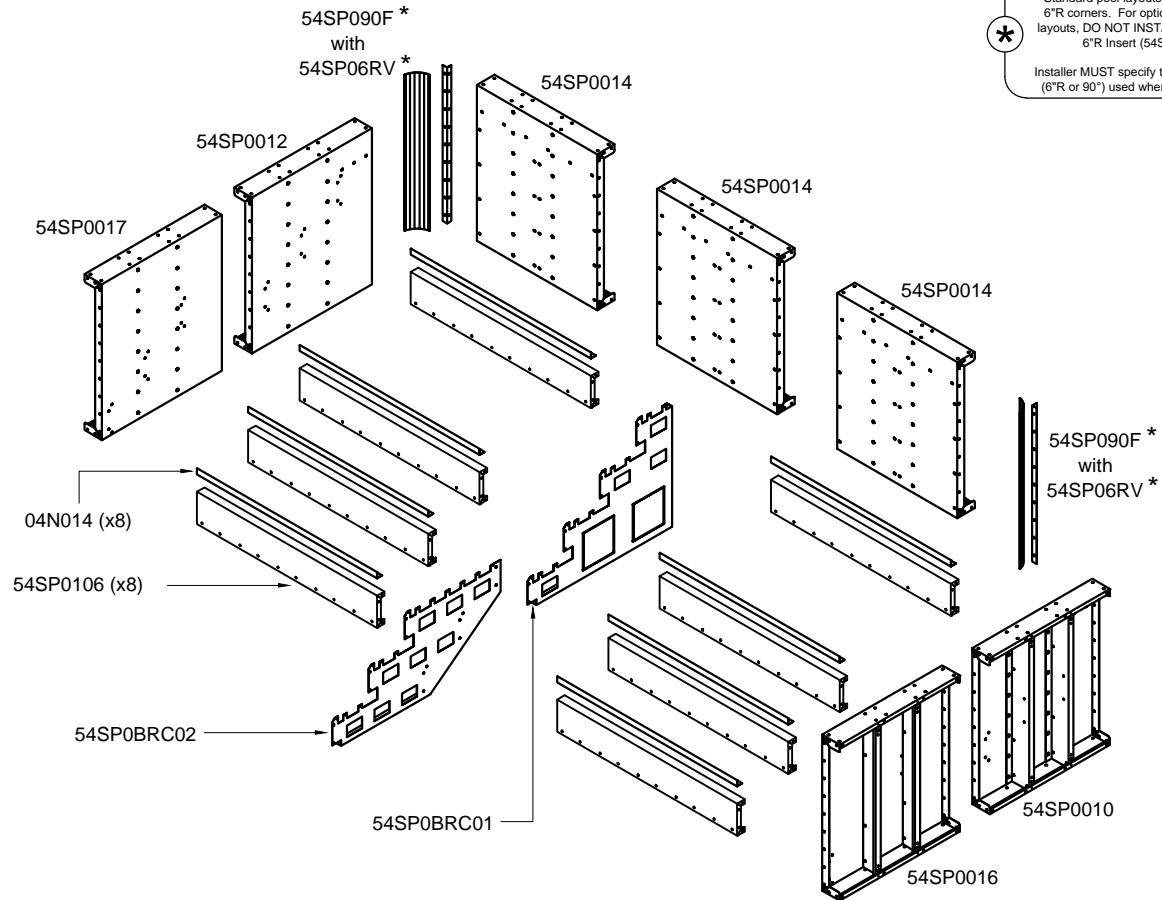
10' Full End Stair & Sundeck
 54SPFSD010



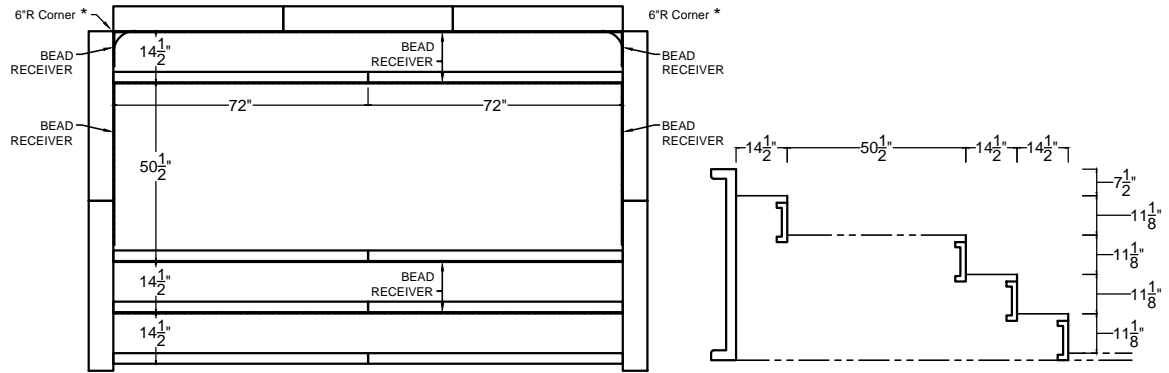
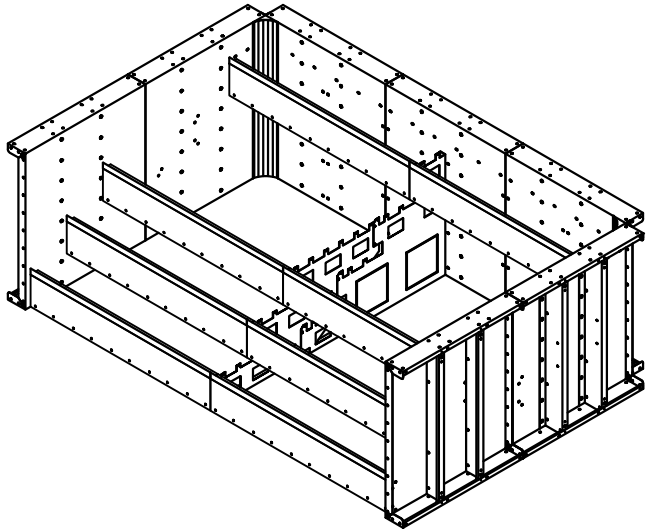
PATENT PENDING - January 2024

Qty	Description	Part #
1	Full End Stairs - Left Side Panel - Top Step	54SP0010
1	Full End Stairs - Right Side Panel - Top Step	54SP0012
3	Full End Stairs - 4' Back Panel	54SP0014
1	Full End Stair & SD - Left Side Panel - Bottom Steps	54SP0016
1	Full End Stair & SD - Right Side Panel - Bottom Steps	54SP0017
8	6' Nexus Step Riser	54SP0106
8	6' Straight Edge Cap	04N014
1	Full End Stair Brace	54SPBRC01
1	Full End Stair & SD Extension Brace	54SPBRC02

Corner Notes
 Standard pool layouts shown are with 6"R corners. For optional 90° Corner layouts, DO NOT INSTALL the supplied 6"R Insert (54SP06RV).
 * Installer MUST specify the type of corner (6"R or 90°) used when ordering liners



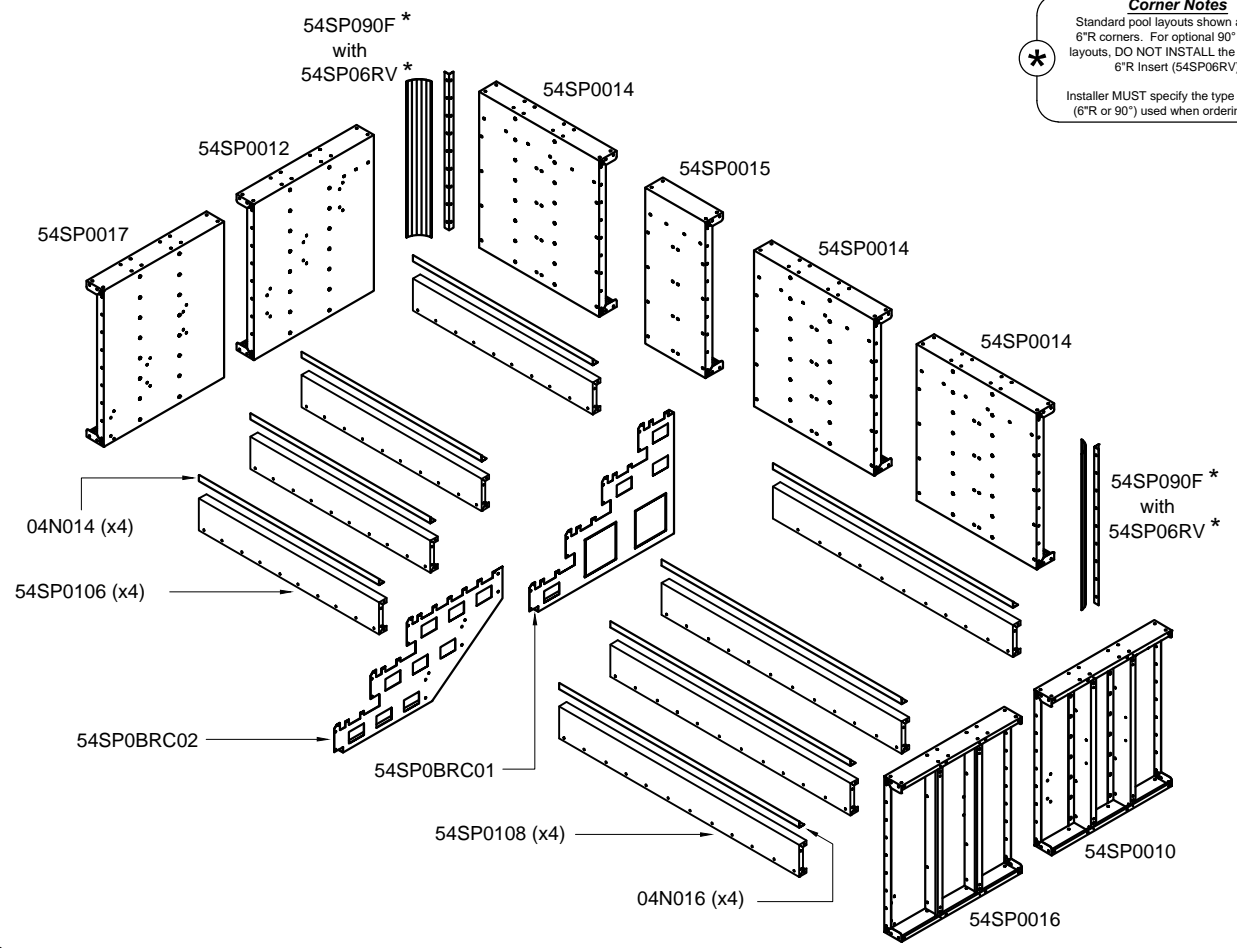
12' Full End Stair & Sundeck
 54SPFSD012



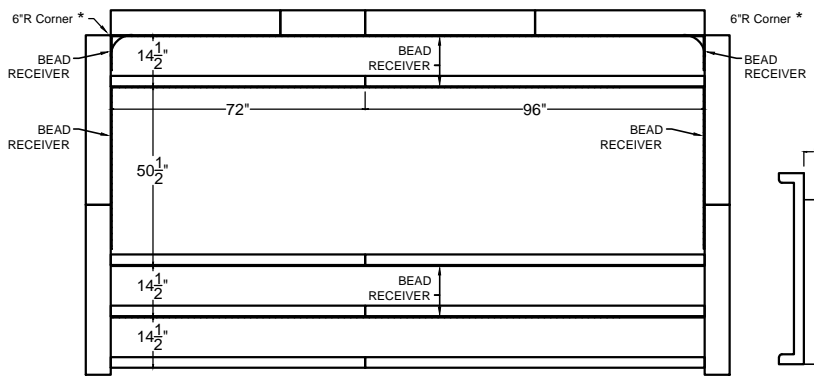
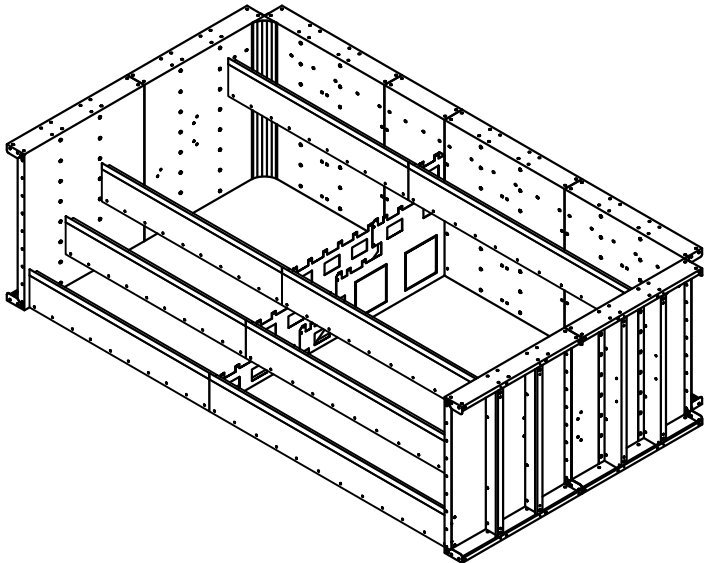
PATENT PENDING - January 2024

Qty	Description	Part #
1	Full End Stairs - Left Side Panel - Top Step	54SP0010
1	Full End Stairs - Right Side Panel - Top Step	54SP0012
3	Full End Stairs - 4' Back Panel	54SP0014
1	Full End Stairs - 2' Back Panel	54SP0015
1	Full End Stair & SD - Left Side Panel - Bottom Steps	54SP0016
1	Full End Stair & SD - Right Side Panel - Bottom Steps	54SP0017
4	8' Nexus Step Riser	54SP0108
4	6' Nexus Step Riser	54SP0106
4	8' Straight Edge Cap	04N016
4	6' Straight Edge Cap	04N014
1	Full End Stair Brace	54SPBRC01
1	Full End Stair & SD Extension Brace	54SPBRC02

Corner Notes
 Standard pool layouts shown are with 6"R corners. For optional 90° Corner layouts, DO NOT INSTALL the supplied 6"R Insert (54SP06RV).
 * Installer MUST specify the type of corner (6"R or 90°) used when ordering liners



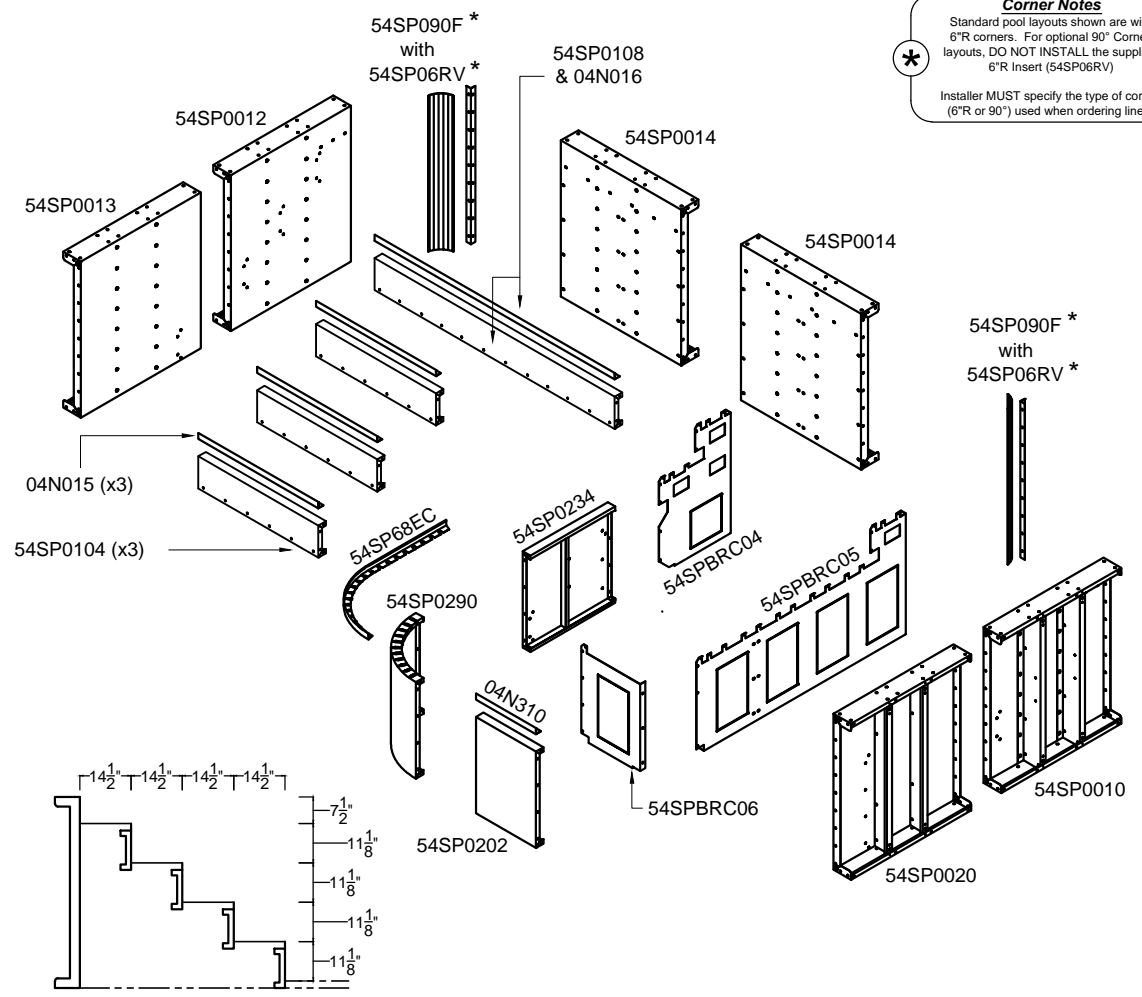
14' Full End Stair & Sundeck
 54SPFSD014



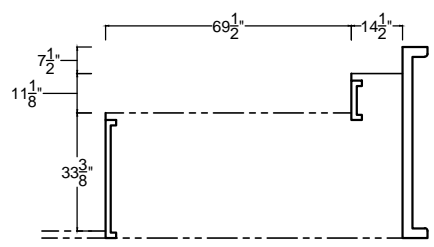
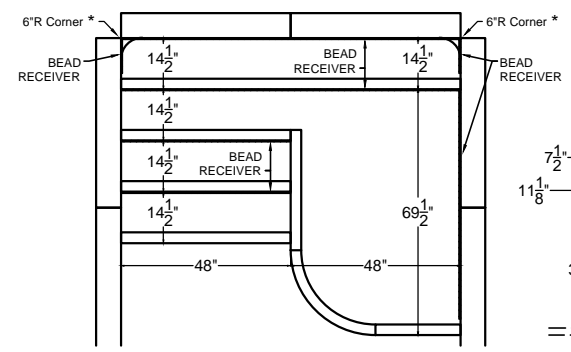
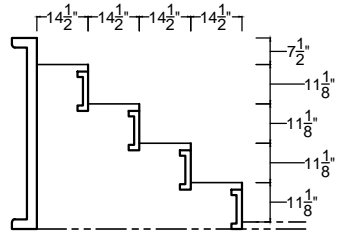
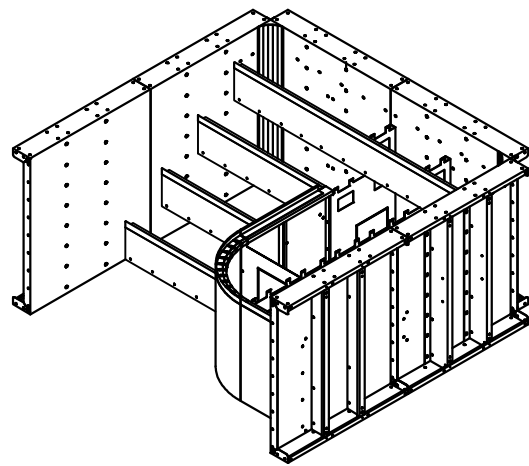
PATENT PENDING - January 2024

Qty	Description	Part #
1	Full End Stairs - Left Side Panel - Top Step	54SP0010
1	Full End Stairs - Right Side Panel - Top Step	54SP0012
1	Full End Stairs - Right Side Panel - Bottom Step	54SP0013
2	Full End Stairs - 4' Back Panel	54SP0014
1	Side-by-Side Sundeck Panel	54SP0020
1	8' Nexus Step Riser	54SP0108
3	4' Nexus Step Riser	54SP0104
1	2' Nexus Sundeck Riser	54SP0202
1	34" Nexus Transition Sundeck Riser LEFT	54SP0234
1	2'RR x 90 Degree Nexus Sundeck Riser	54SP0290
1	8' Straight Edge Cap	04N016
3	4' Straight Edge Cap	04N015
1	2' Straight Edge Cap	04N310
1	68.75" Radius Edge Cap	54SP68EC
1	Side-by-Side Transition Sundeck Riser Brace	54SPBRC04
1	Side-by-Side Top Step & Sundeck Brace	54SPBRC05
1	Side-by-Side 2'RR Support Brace	54SPBRC06

Corner Notes
 Standard pool layouts shown are with 6"R corners. For optional 90° Corner layouts, DO NOT INSTALL the supplied 6"R Insert (54SP06RV).
 * Installer MUST specify the type of corner (6"R or 90°) used when ordering liners



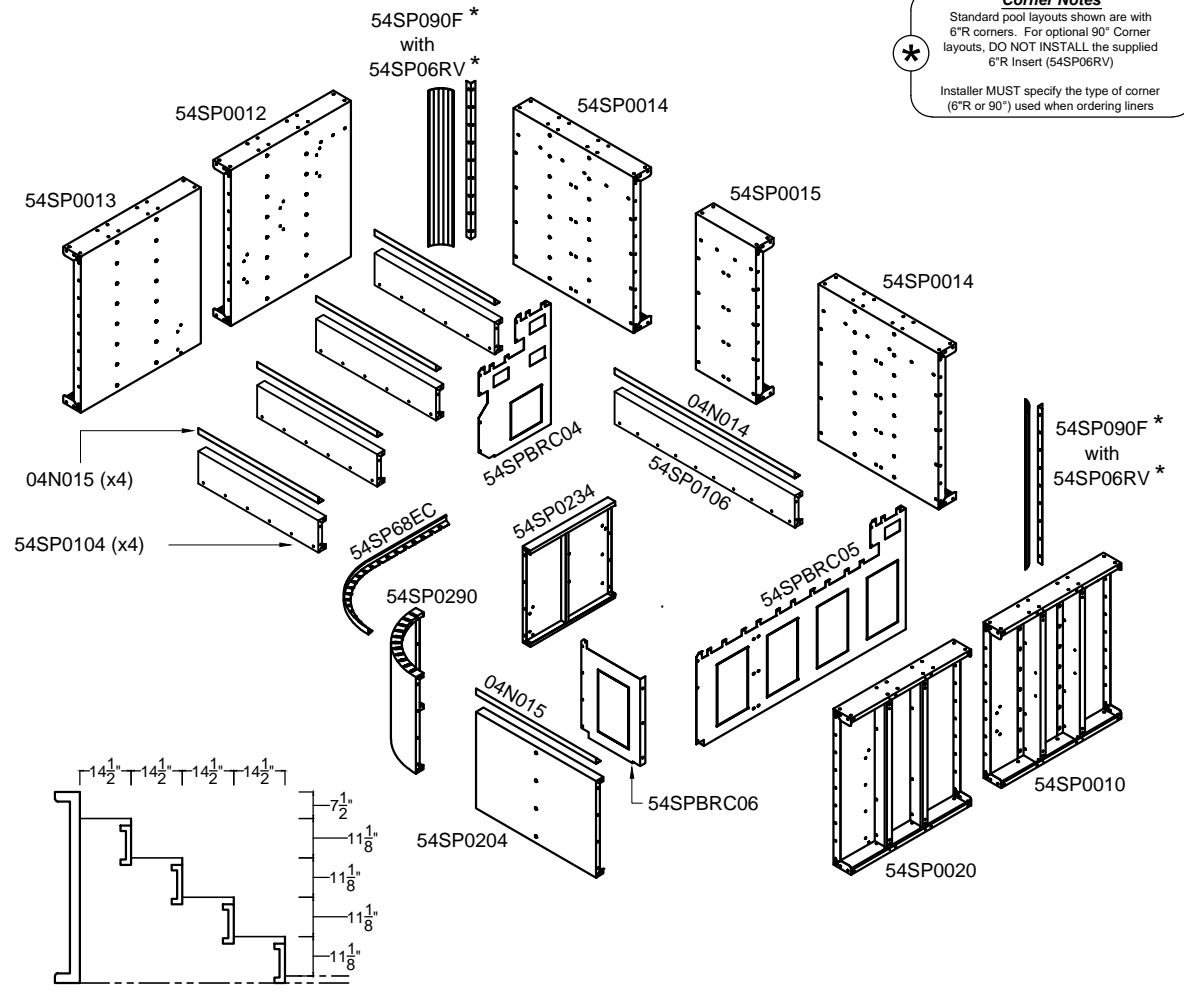
8' Side-by-Side Stair & Sundeck
54SPSBS08R44



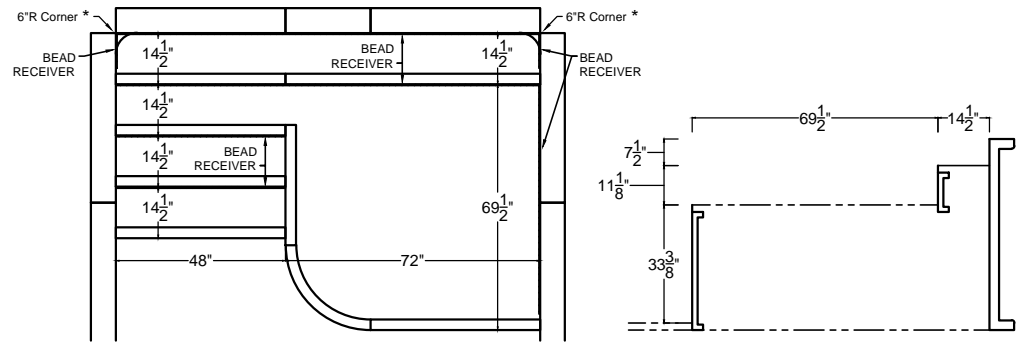
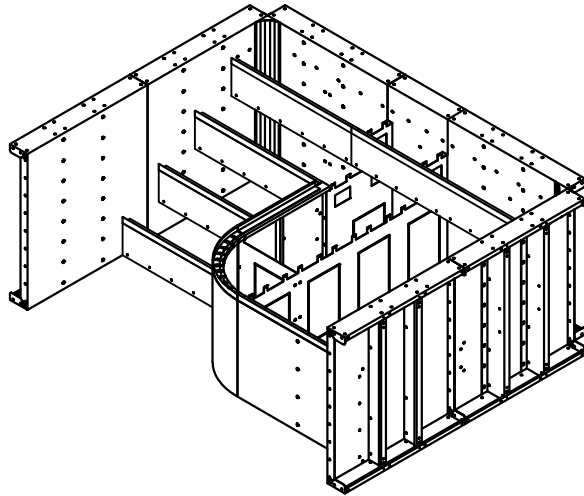
PATENT PENDING - January 2024

Qty	Description	Part #
1	Full End Stairs - Left Side Panel - Top Step	54SP0010
1	Full End Stairs - Right Side Panel - Top Step	54SP0012
1	Full End Stairs - Right Side Panel - Bottom Step	54SP0013
2	Full End Stairs - 4' Back Panel	54SP0014
1	Full End Stairs - 2' Back Panel	54SP0015
1	Side-by-Side Sundeck Panel	54SP0020
1	6' Nexus Step Riser	54SP0106
4	4' Nexus Step Riser	54SP0104
1	4' Nexus Sundeck Riser	54SP0204
1	34" Nexus Transition Sundeck Riser LEFT	54SP0234
1	2'RR x 90 Degree Nexus Sundeck Riser	54SP0290
1	6' Straight Edge Cap	04N014
5	4' Straight Edge Cap	04N015
1	68.75" Radius Edge Cap	54SP68EC
1	Side-by-Side Transition Sundeck Riser Brace	54SPBRC04
1	Side-by-Side Top Step & Sundeck Brace	54SPBRC05
1	Side-by-Side 2'RR Support Brace	54SPBRC06

Corner Notes
 Standard pool layouts shown are with 6"R corners. For optional 90° Corner layouts, DO NOT INSTALL the supplied 6"R Insert (54SP06RV).
 * Installer MUST specify the type of corner (6"R or 90°) used when ordering liners



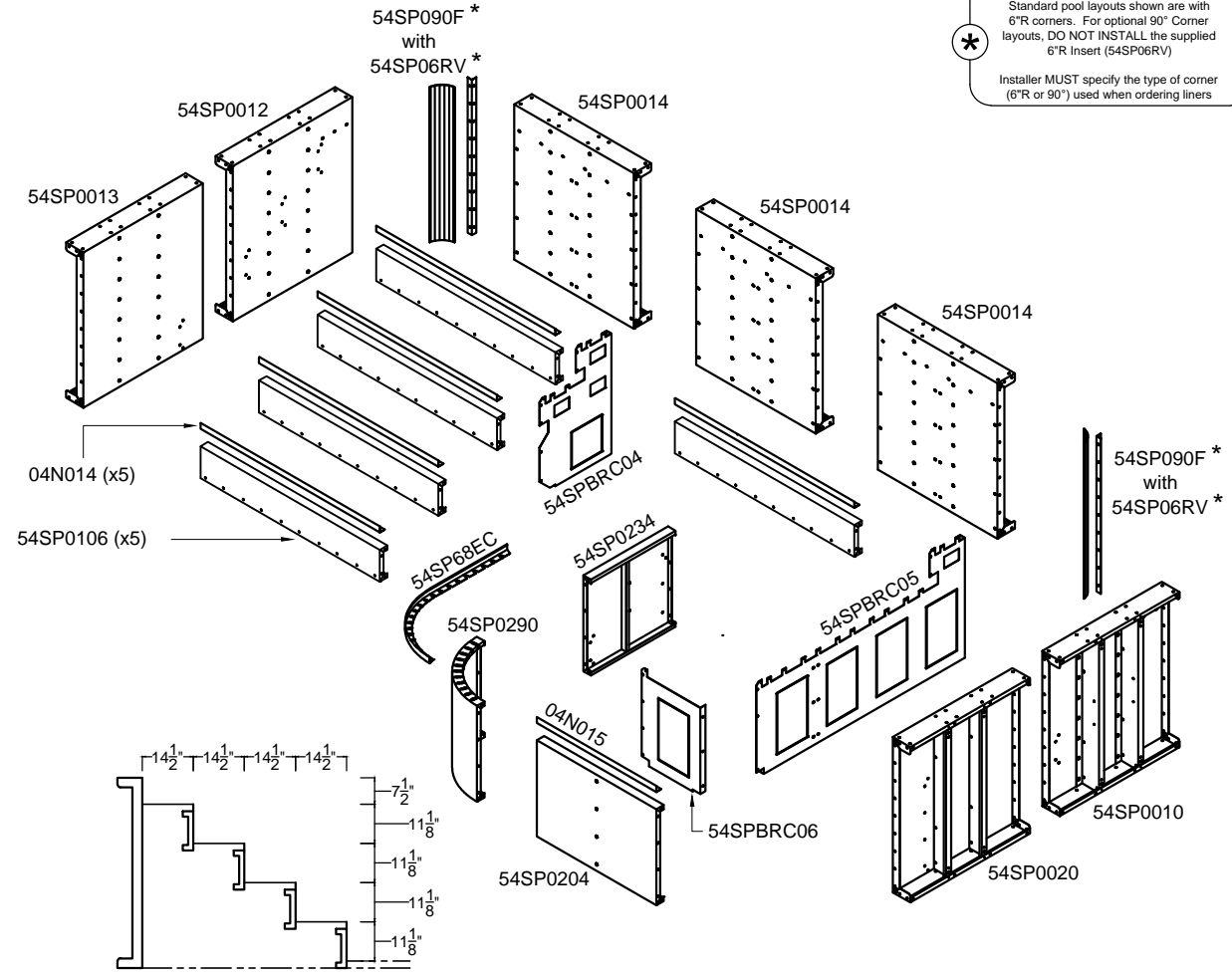
10' Side-by-Side Stair & Sundeck
 54SPSBS10R46



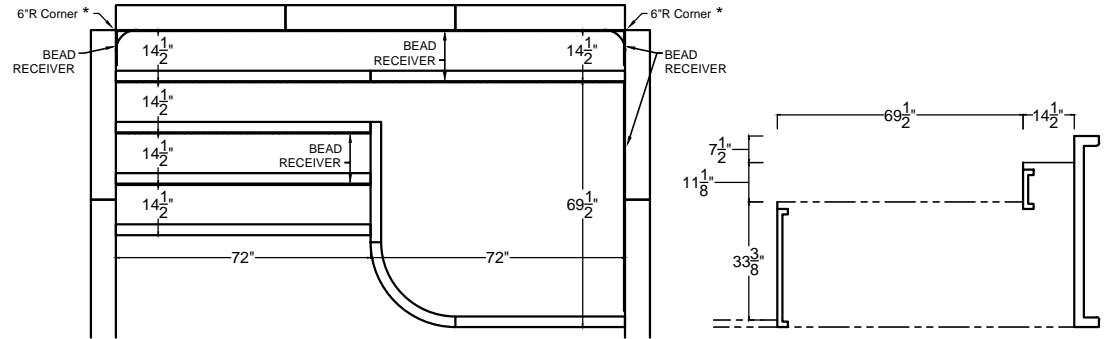
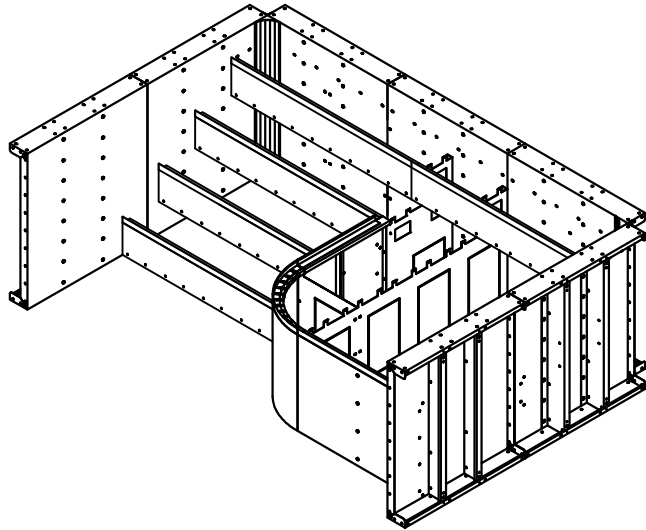
PATENT PENDING - January 2024

Qty	Description	Part #
1	Full End Stairs - Left Side Panel - Top Step	54SP0010
1	Full End Stairs - Right Side Panel - Top Step	54SP0012
1	Full End Stairs - Right Side Panel - Bottom Step	54SP0013
2	Full End Stairs - 4' Back Panel	54SP0014
1	Full End Stairs - 2' Back Panel	54SP0015
1	Side-by-Side Sundeck Panel	54SP0020
5	6' Nexus Step Riser	54SP0106
1	4' Nexus Sundeck Riser	54SP0204
1	34" Nexus Transition Sundeck Riser LEFT	54SP0234
1	2'RR x 90 Degree Nexus Sundeck Riser	54SP0290
5	6' Straight Edge Cap	04N014
1	4' Straight Edge Cap	04N015
1	68.75" Radius Edge Cap	54SP68EC
1	Side-by-Side Transition Sundeck Riser Brace	54SPBRC04
1	Side-by-Side Top Step & Sundeck Brace	54SPBRC05
1	Side-by-Side 2'RR Support Brace	54SPBRC06

Corner Notes
 Standard pool layouts shown are with 6"R corners. For optional 90° Corner layouts, DO NOT INSTALL the supplied 6"R Insert (54SP06RV).
 * Installer MUST specify the type of corner (6"R or 90°) used when ordering liners



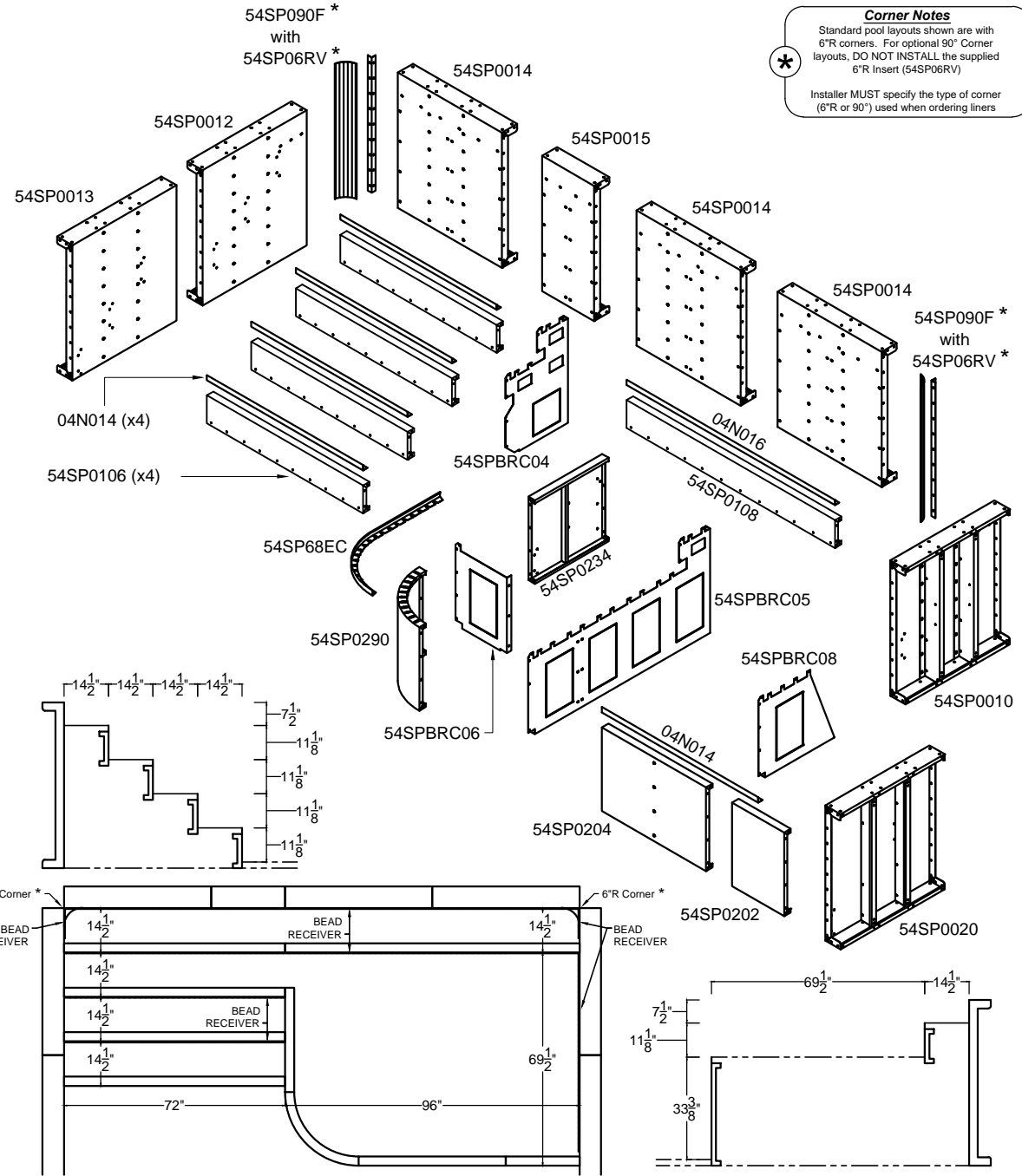
12' Side-by-Side Stair & Sundeck
 54SPSBS12R66



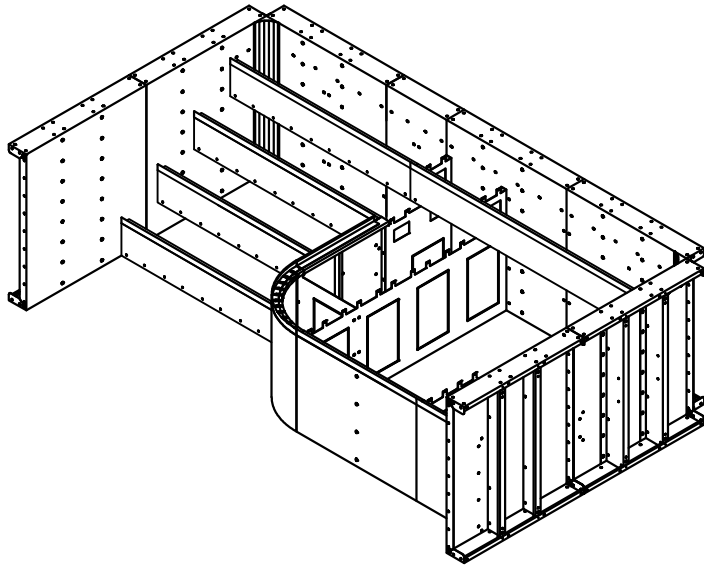
PATENT PENDING - January 2024

Qty	Description	Part #
1	Full End Stairs - Left Side Panel - Top Step	54SP0010
1	Full End Stairs - Right Side Panel - Top Step	54SP0012
1	Full End Stairs - Right Side Panel - Bottom Step	54SP0013
3	Full End Stairs - 4' Back Panel	54SP0014
1	Full End Stairs - 2' Back Panel	54SP0015
1	Side-by-Side Sundeck Panel	54SP0020
1	8' Nexus Step Riser	54SP0108
4	6' Nexus Step Riser	54SP0106
1	4' Nexus Sundeck Riser	54SP0204
1	2' Nexus Sundeck Riser	54SP0202
1	34" Nexus Transition Sundeck Riser LEFT	54SP0234
1	2'RR x 90 Degree Nexus Sundeck Riser	54SP0290
1	8' Straight Edge Cap	04N016
5	6' Straight Edge Cap	04N014
1	68.75" Radius Edge Cap	54SP68EC
1	Side-by-Side Transition Sundeck Riser Brace	54SPBRC04
1	Side-by-Side Top Step & Sundeck Brace	54SPBRC05
1	Side-by-Side 2'RR Support Brace	54SPBRC06
1	Freestanding Sundeck Brace	54SPBRC08

Corner Notes
 Standard pool layouts shown are with 6"R corners. For optional 90° Corner layouts, DO NOT INSTALL the supplied 6"R Insert (54SP06RV).
 *
 Installer MUST specify the type of corner (6"R or 90°) used when ordering liners



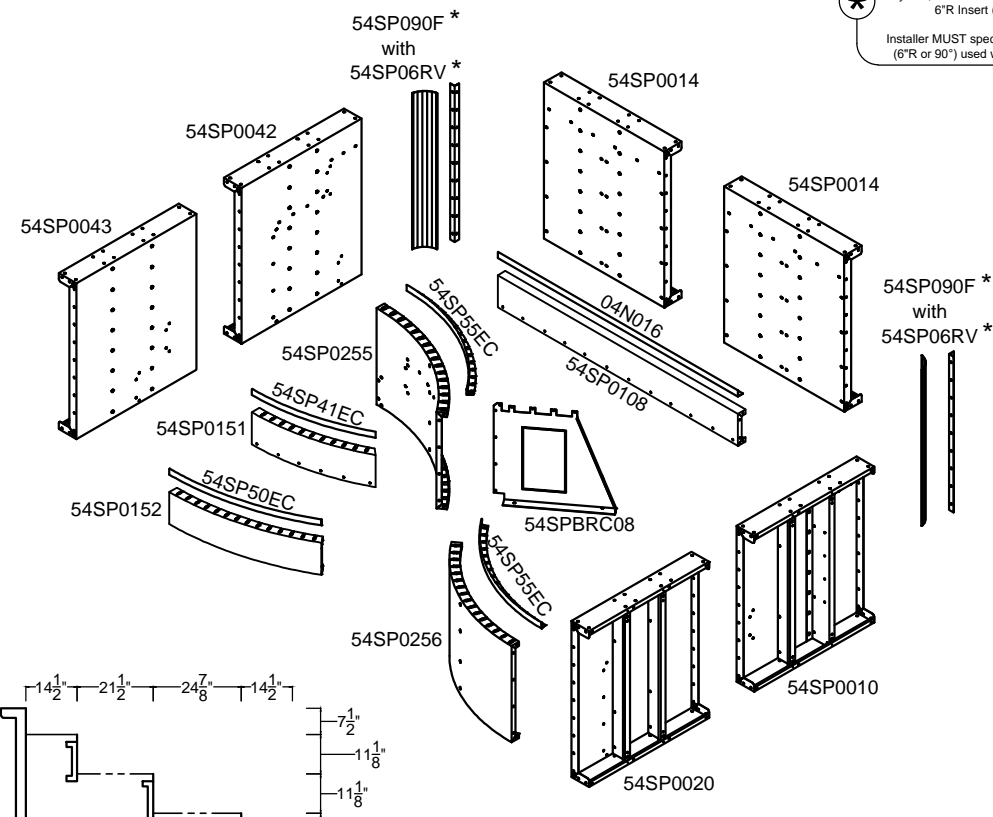
14' Side-by-Side Stair & Sundeck
 54SPSBS14R68



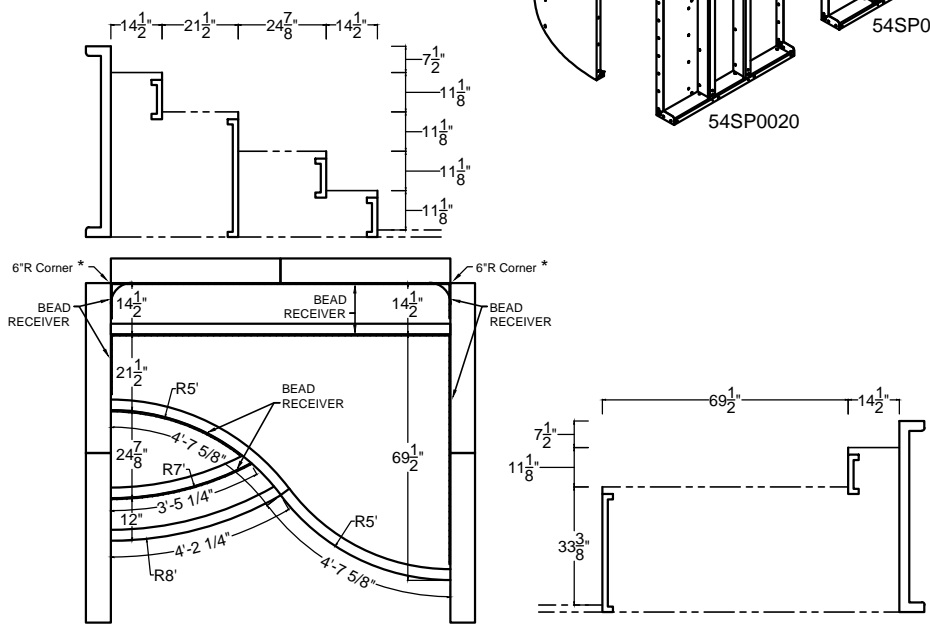
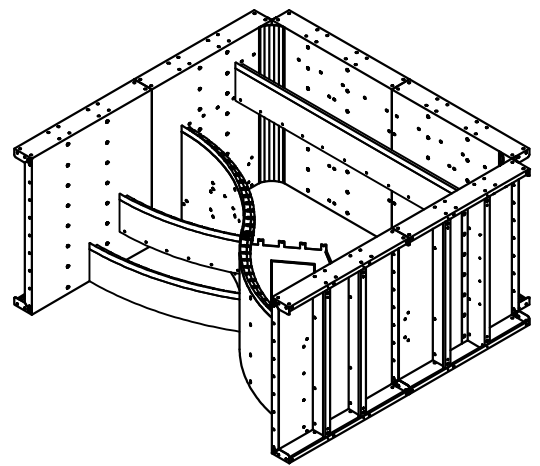
PATENT PENDING - January 2024

Qty	Description	Part #
1	Full End Stairs - Left Side Panel - Top Step	54SP0010
2	Full End Stairs - 4' Back Panel	54SP0014
1	Side-by-Side Sundeck Panel	54SP0020
1	Wave Stair Top Step Right Panel	54SP0042
1	Wave Stair Bottom Step Right Panel	54SP0043
1	8' Nexus Step Riser	54SP0108
1	7'RR x 41.25" Wave Step Riser RIGHT	54SP0151
1	8'RR x 50.25" Wave Step Bottom Riser	54SP0152
1	5'R Nexus Sundeck Riser	54SP0255
1	5'RR Nexus Sundeck Riser	54SP0256
1	8' Straight Edge Cap	04N016
1	41.25" Radius Edge Cap	54SP41EC
1	50.25" Radius Edge Cap	54SP50EC
2	55.625" Radius Edge Cap	54SP55EC
1	Freestanding Sundeck Brace	54SPBRC08

Corner Notes
 Standard pool layouts shown are with 6"R corners. For optional 90° Corner layouts, DO NOT INSTALL the supplied 6"R Insert (54SP06RV).
 * Installer MUST specify the type of corner (6"R or 90°) used when ordering liners



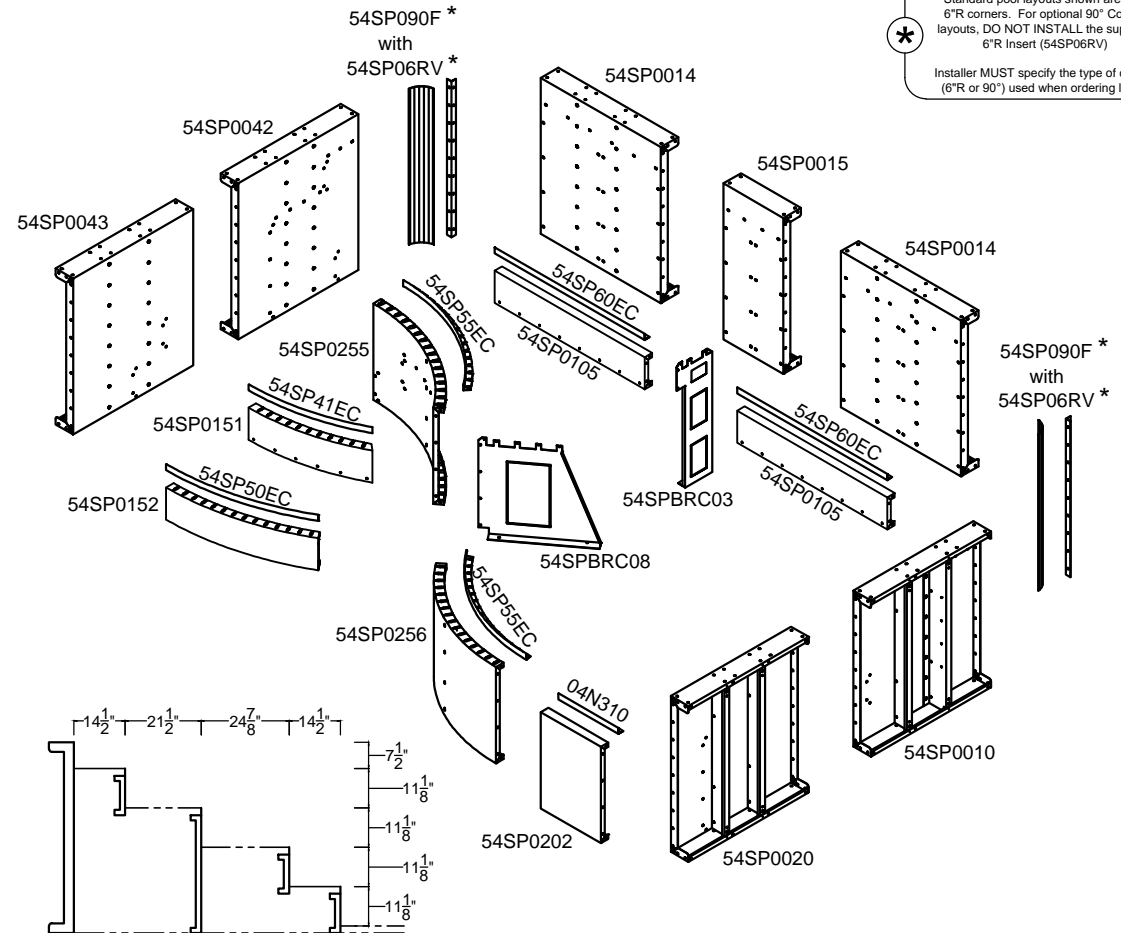
8' Wave Stair & Sundeck
 54SPWAV08R



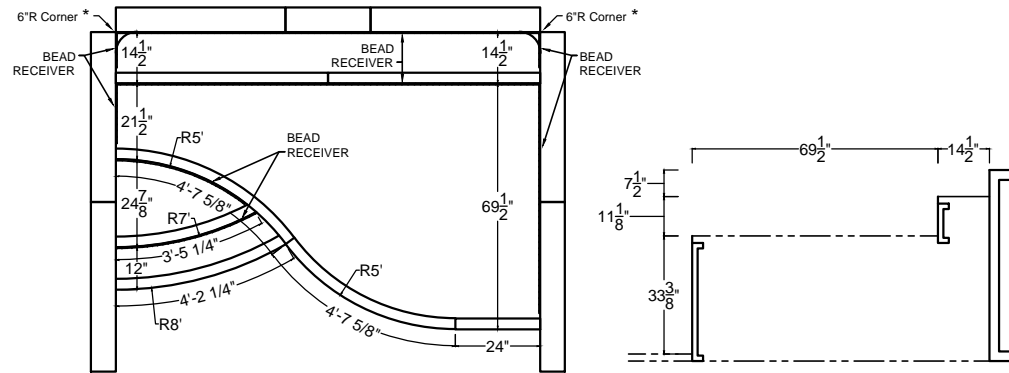
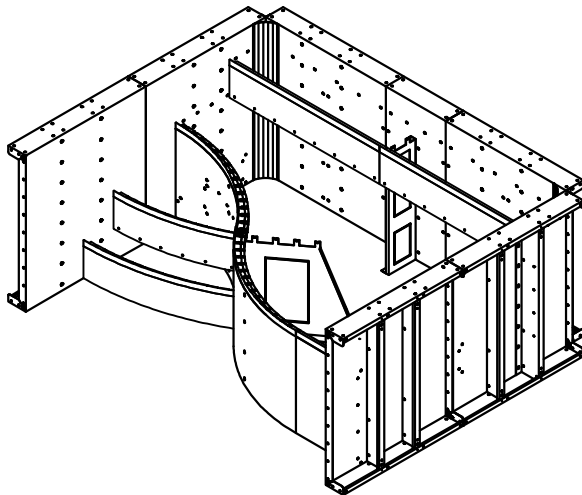
PATENT PENDING - January 2024

Qty	Description	Part #
1	Full End Stairs - Left Side Panel - Top Step	54SP0010
2	Full End Stairs - 4' Back Panel	54SP0014
1	Full End Stairs - 2' Back Panel	54SP0015
1	Side-by-Side Sundeck Panel	54SP0020
1	Wave Stair Top Step Right Panel	54SP0042
1	Wave Stair Bottom Step Right Panel	54SP0043
2	5' Nexus Step Riser	54SP0105
1	7'RR x 41.25" Wave Step Riser RIGHT	54SP0151
1	8'RR x 50.25" Wave Step Bottom Riser	54SP0152
1	2' Nexus Sundeck Riser	54SP0202
1	5'R Nexus Sundeck Riser	54SP0255
1	5'RR Nexus Sundeck Riser	54SP0256
1	2' Straight Edge Cap	04N310
2	5' Straight Edge Cap	54SP60EC
1	41.25" Radius Edge Cap	54SP41EC
1	50.25" Radius Edge Cap	54SP50EC
2	55.625" Radius Edge Cap	54SP55EC
1	Top Step Brace	54SPBRC03
1	Freestanding Sundeck Brace	54SPBRC08

Corner Notes
 Standard pool layouts shown are with 6"R corners. For optional 90° Corner layouts, DO NOT INSTALL the supplied 6"R Insert (54SP06RV).
 * Installer MUST specify the type of corner (6"R or 90°) used when ordering liners



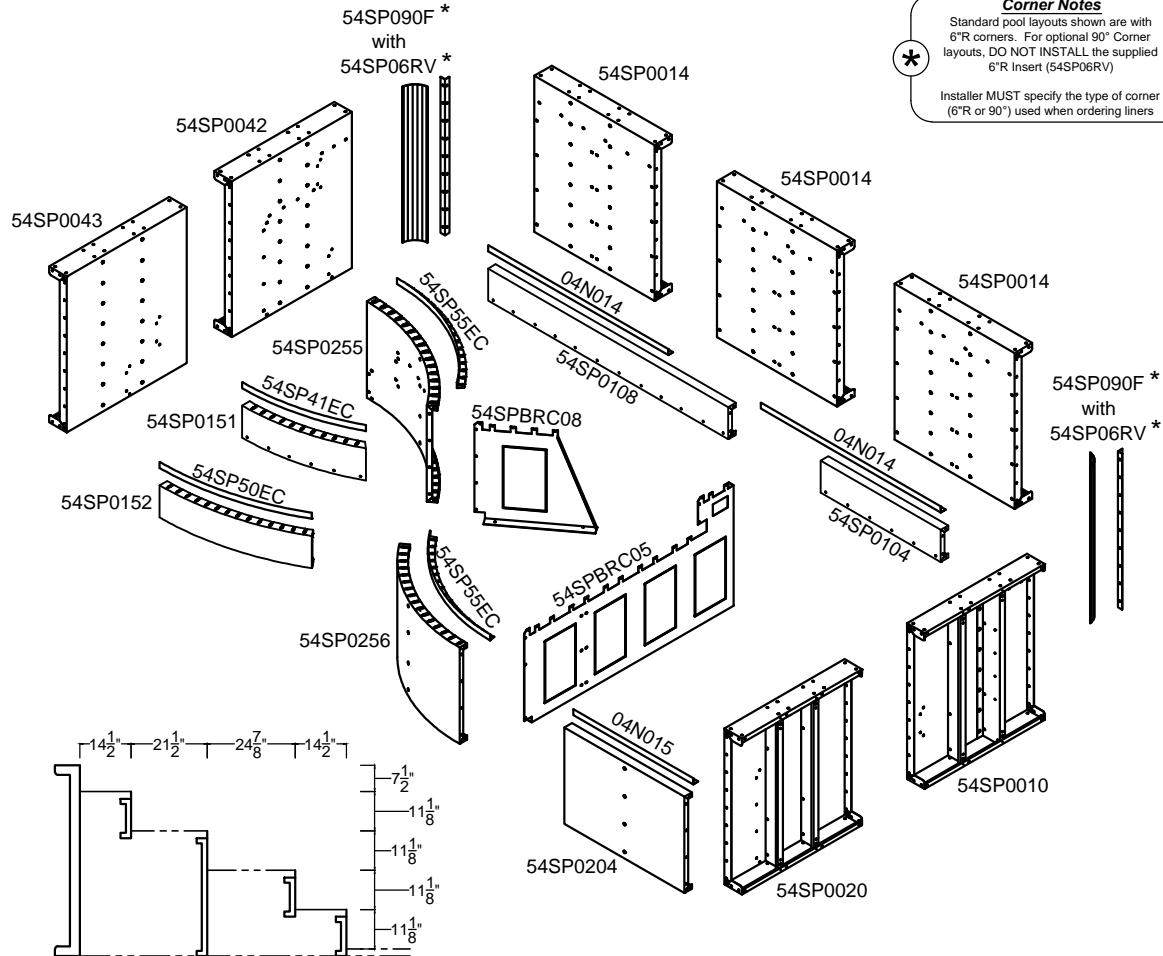
10' Wave Stair & Sundeck
 54SPWAV10R



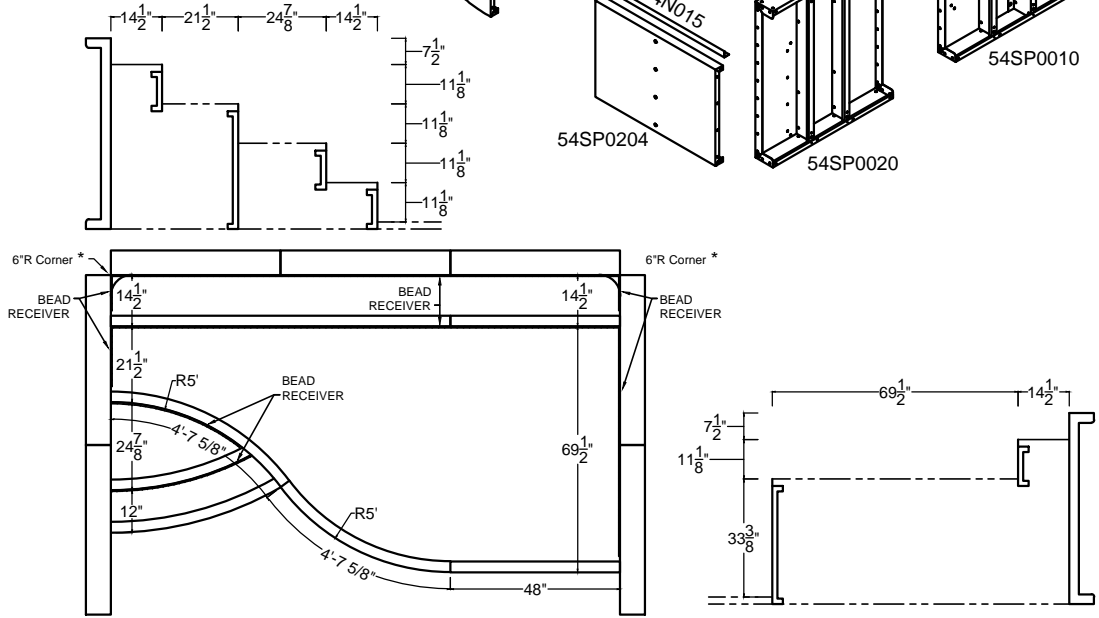
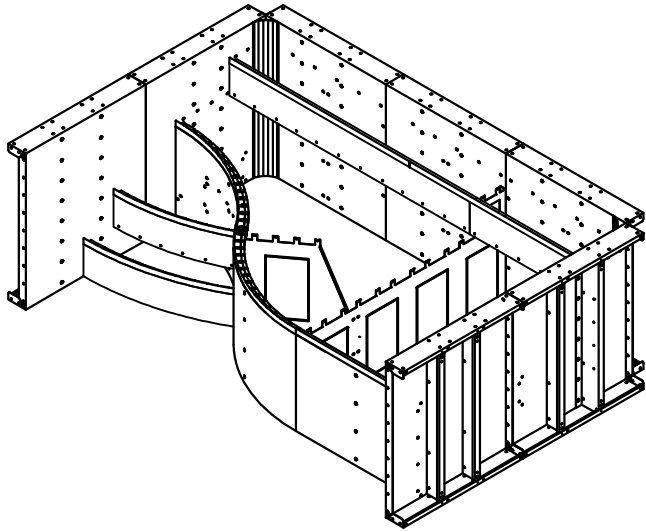
PATENT PENDING - January 2024

Qty	Description	Part #
1	Full End Stairs - Left Side Panel - Top Step	54SP0010
3	Full End Stairs - 4' Back Panel	54SP0014
1	Side-by-Side Sundeck Panel	54SP0020
1	Wave Stair Top Step Right Panel	54SP0042
1	Wave Stair Bottom Step Right Panel	54SP0043
1	8' Nexus Step Riser	54SP0108
1	4' Nexus Step Riser	54SP0104
1	7'RR x 41.25" Wave Step Riser RIGHT	54SP0151
1	8'RR x 50.25" Wave Step Bottom Riser	54SP0152
1	4' Nexus Sundeck Riser	54SP0204
1	5'R Nexus Sundeck Riser	54SP0255
1	5'RR Nexus Sundeck Riser	54SP0256
2	6' Straight Edge Cap	04N014
1	4' Straight Edge Cap	04N015
1	41.25" Radius Edge Cap	54SP41EC
1	50.25" Radius Edge Cap	54SP50EC
2	55.625" Radius Edge Cap	54SP55EC
1	Side-by-Side Top Step & Sundeck Brace	54SPBRC05
1	Freestanding Sundeck Brace	54SPBRC08

Corner Notes
 Standard pool layouts shown are with 6"R corners. For optional 90° Corner layouts, DO NOT INSTALL the supplied 6"R Insert (54SP06RV).
 * Installer MUST specify the type of corner (6"R or 90°) used when ordering liners



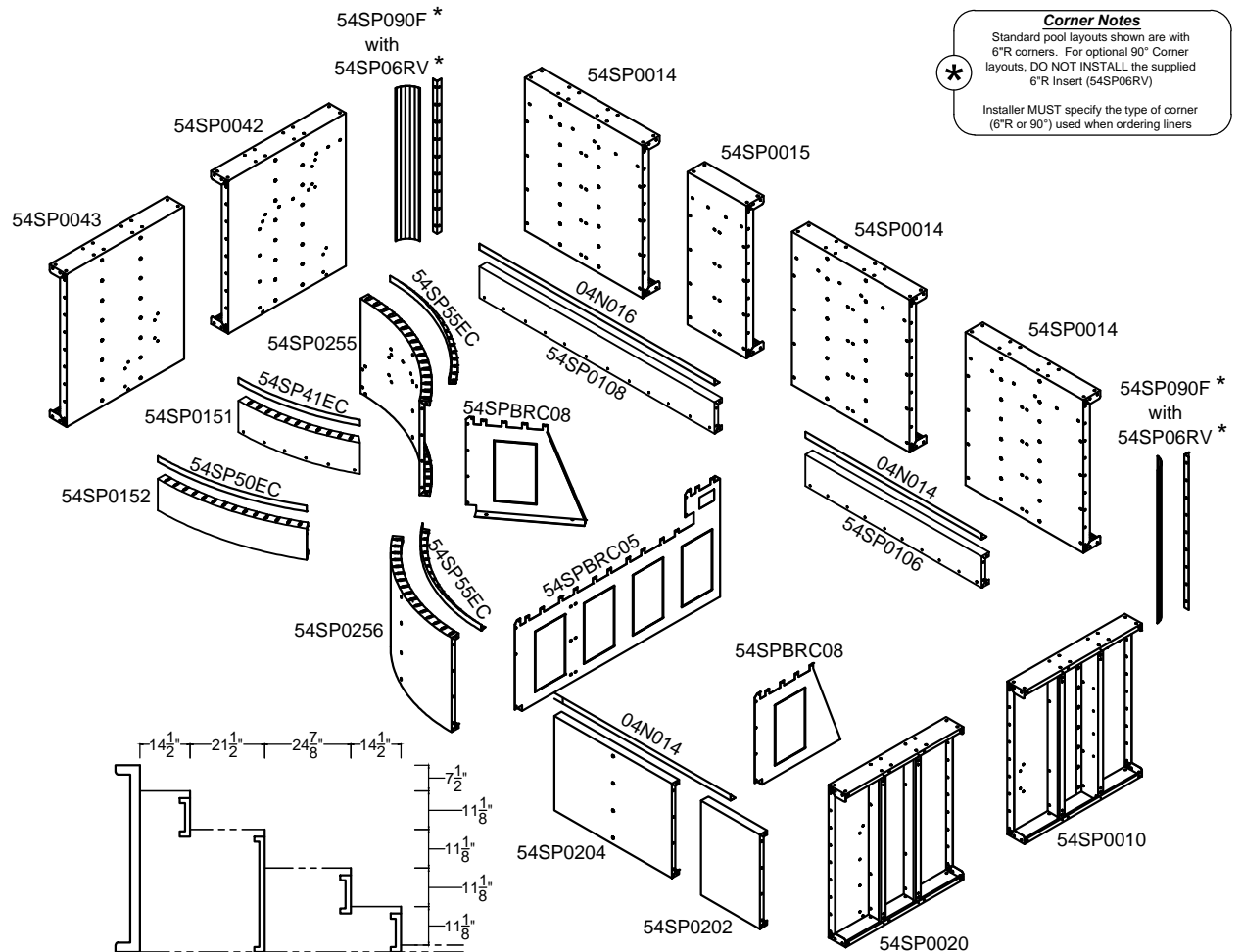
12' Wave Stair & Sundeck
54SPWAV12R



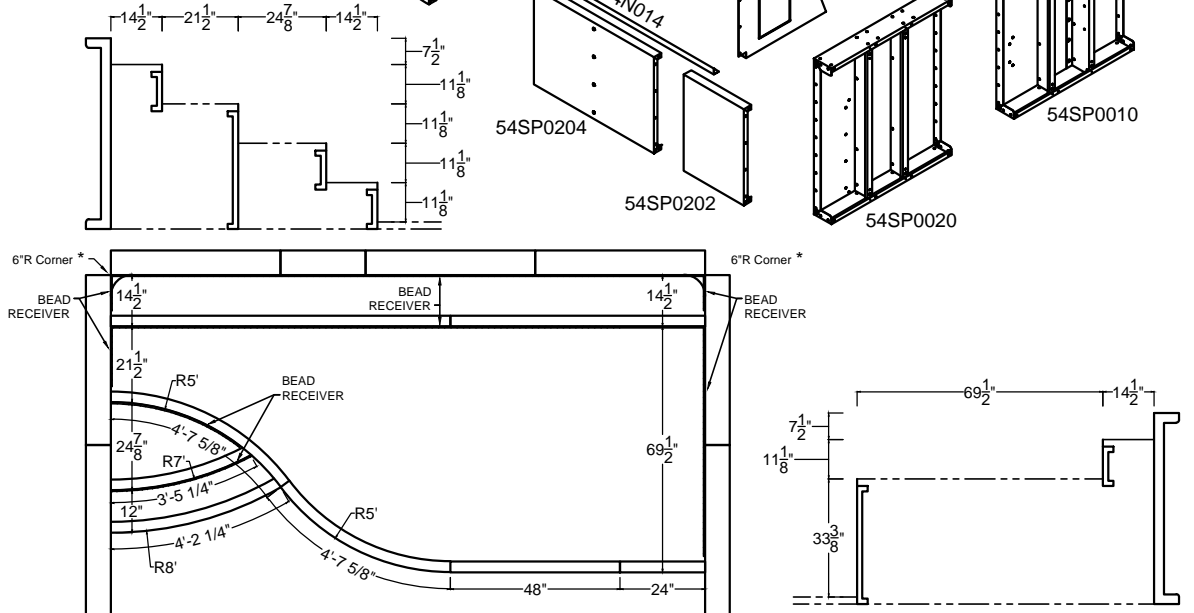
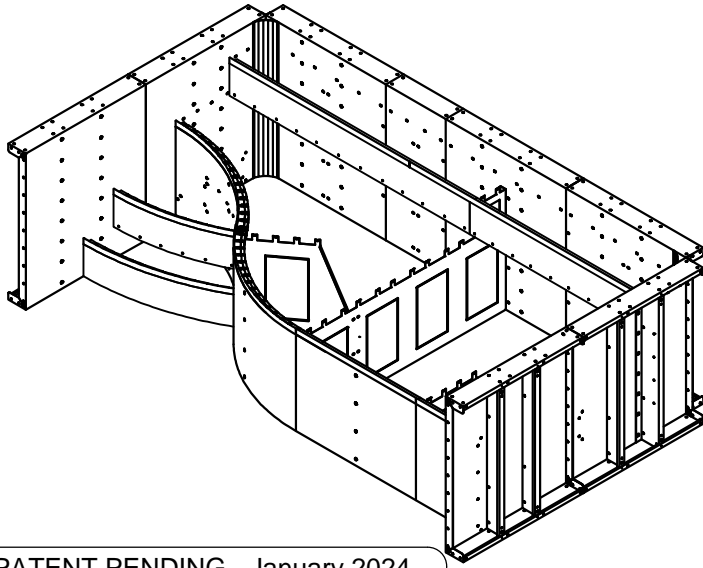
PATENT PENDING - January 2024

Qty	Description	Part #
1	Full End Stairs - Left Side Panel - Top Step	54SP0010
3	Full End Stairs - 4' Back Panel	54SP0014
1	Full End Stairs - 2' Back Panel	54SP0015
1	Side-by-Side Sundeck Panel	54SP0020
1	Wave Stair Top Step Right Panel	54SP0042
1	Wave Stair Bottom Step Right Panel	54SP0043
1	8' Nexus Step Riser	54SP0108
1	6' Nexus Step Riser	54SP0106
1	7'RR x 41.25" Wave Riser RIGHT	54SP0151
1	8'RR x 50.25" Wave Step Bottom Riser	54SP0152
1	4' Nexus Sundeck Riser	54SP0204
1	2' Nexus Sundeck Riser	54SP0202
1	5'R Nexus Sundeck Riser	54SP0255
1	5'RR Nexus Sundeck Riser	54SP0256
1	8' Straight Edge Cap	04N016
2	6' Straight Edge Cap	04N014
1	41.25" Radius Edge Cap	54SP41EC
1	50.25" Radius Edge Cap	54SP50EC
2	55.625" Radius Edge Cap	54SP55EC
1	Side-by-Side Top Step & Sundeck Brace	54SPBRC05
2	Freestanding Sundeck Brace	54SPBRC08

Corner Notes
 Standard pool layouts shown are with 6"R corners. For optional 90° Corner layouts, DO NOT INSTALL the supplied 6"R Insert (54SP06RV).
 *
 Installer MUST specify the type of corner (6"R or 90°) used when ordering liners



14' Wave Stair & Sundeck
54SPWAV14R

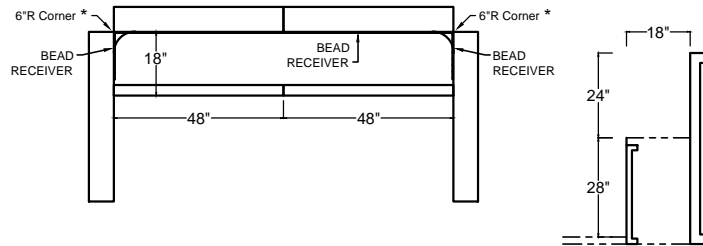
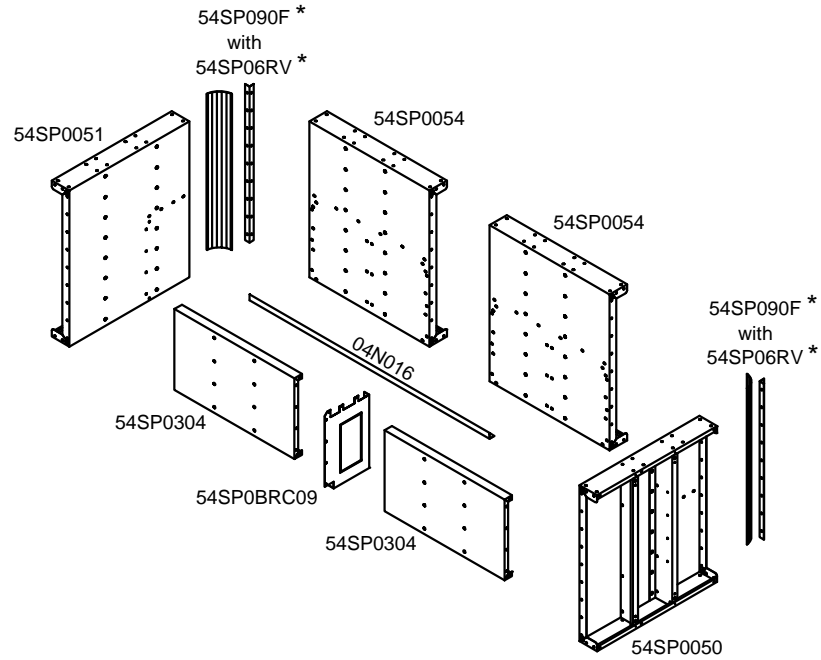
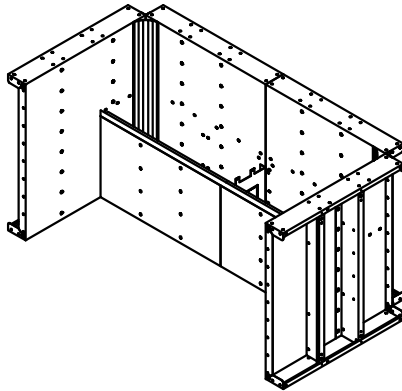


PATENT PENDING - January 2024

Qty	Description	Part #
1	Left Bench End Panel	54SP0050
1	Right Bench End Panel	54SP0051
2	4' Bench Back Panel	54SP0054
2	4' Nexus Bench Riser	54SP0304
1	8' Straight Edge Cap	04N016
1	18" Bench Brace	54SPBRC09

Corner Notes
 Standard pool layouts shown are with 6"R corners. For optional 90° Corner layouts, DO NOT INSTALL the supplied 6"R Insert (54SP06RV).
 *
 Installer MUST specify the type of corner (6"R or 90°) used when ordering liners

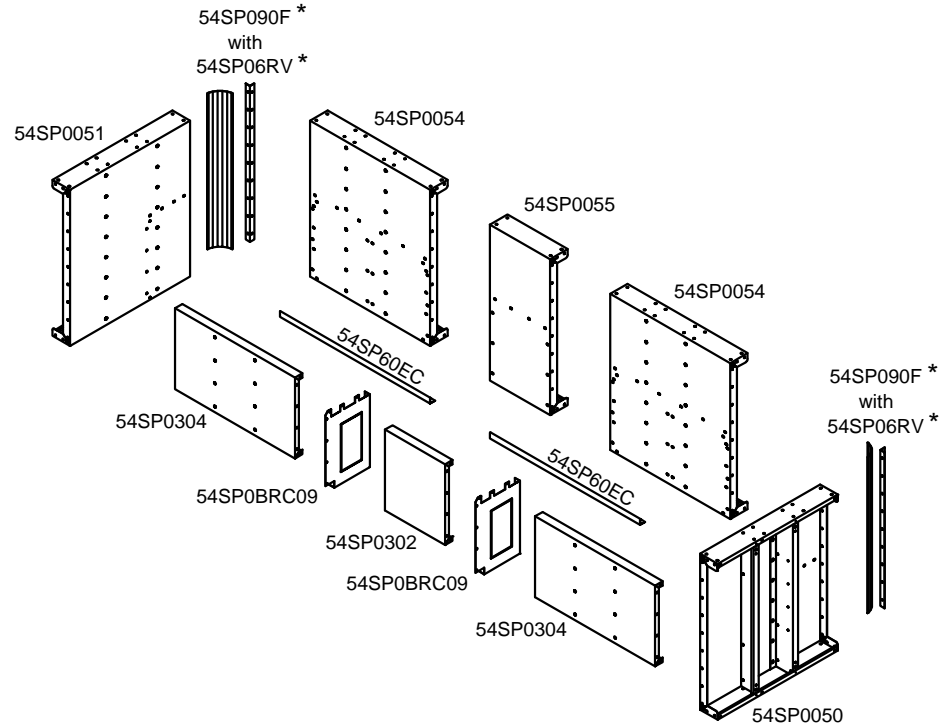
8' Full End Bench
 54SPFEB008



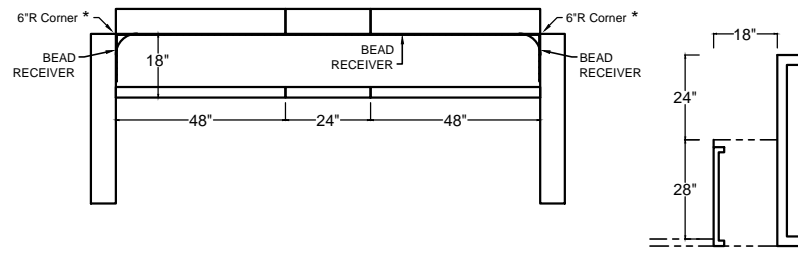
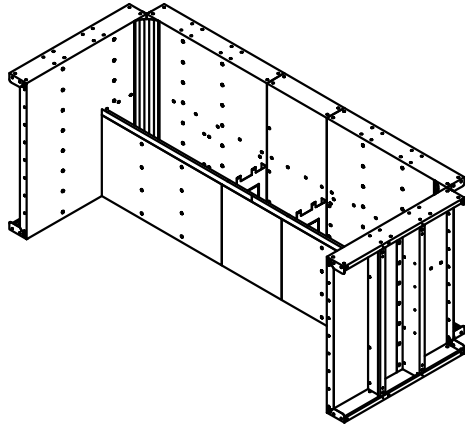
PATENT PENDING - January 2024

Qty	Description	Part #
1	Left Bench End Panel	54SP0050
1	Right Bench End Panel	54SP0051
2	4' Bench Back Panel	54SP0054
1	2' Bench Back Panel	54SP0055
1	2' Nexus Bench Riser	54SP0302
2	4' Nexus Bench Riser	54SP0304
2	5' Straight Edge Cap	54SP60EC
2	18" Bench Brace	54SPBRC09

Corner Notes
 Standard pool layouts shown are with 6"R corners. For optional 90° Corner layouts, DO NOT INSTALL the supplied 6"R Insert (54SP06RV).
 *
 Installer MUST specify the type of corner (6"R or 90°) used when ordering liners



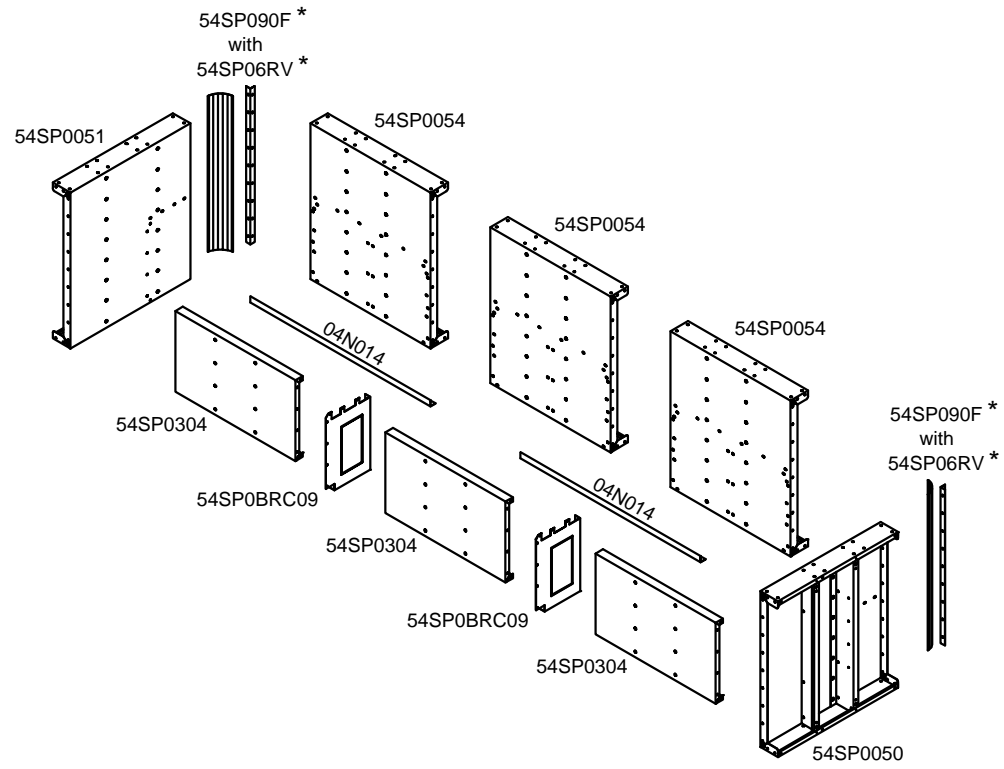
10' Full End Bench
54SPFEB010



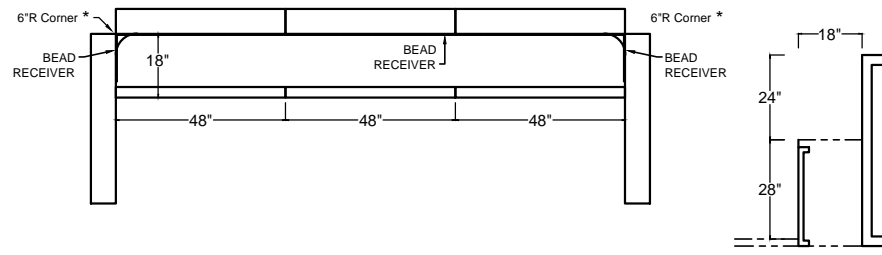
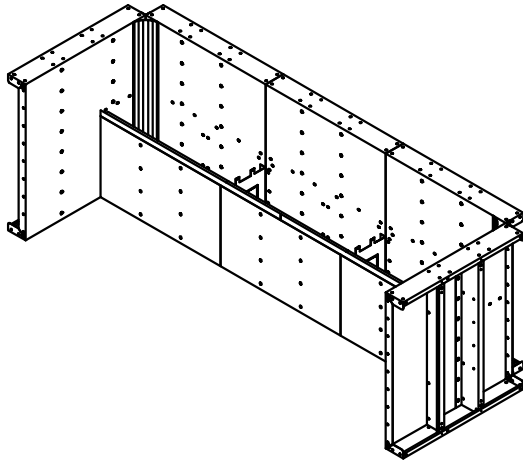
PATENT PENDING - January 2024

Qty	Description	Part #
1	Left Bench End Panel	54SP0050
1	Right Bench End Panel	54SP0051
3	4' Bench Back Panel	54SP0054
3	4' Nexus Bench Riser	54SP0304
2	6' Straight Edge Cap	04N014
2	18" Bench Brace	54SPBRC09

Corner Notes
 Standard pool layouts shown are with 6"R corners. For optional 90° Corner layouts, DO NOT INSTALL the supplied 6"R Insert (54SP06RV).
 * Installer MUST specify the type of corner (6"R or 90°) used when ordering liners



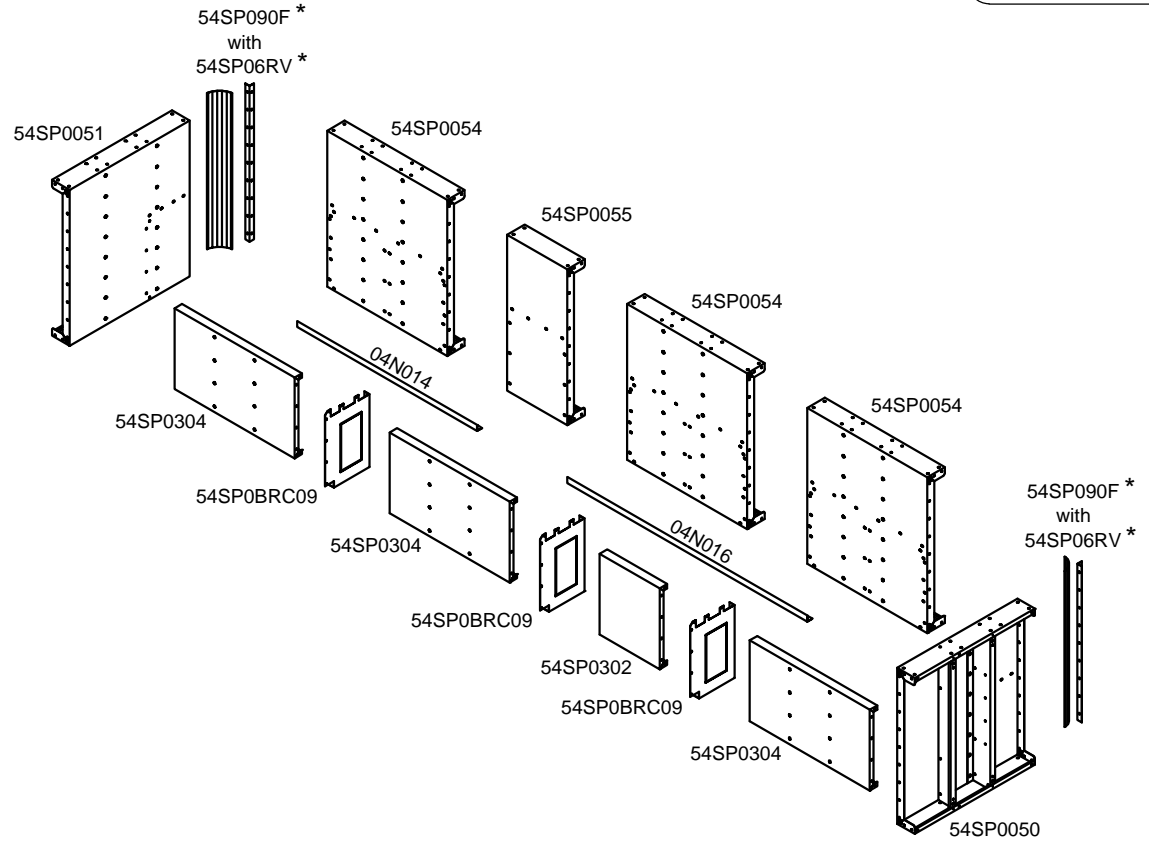
12' Full End Bench
54SPFEB012



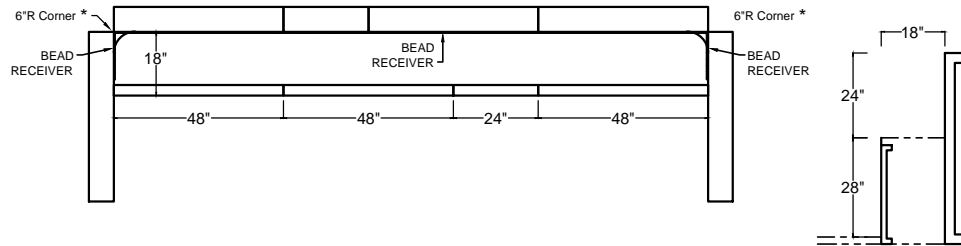
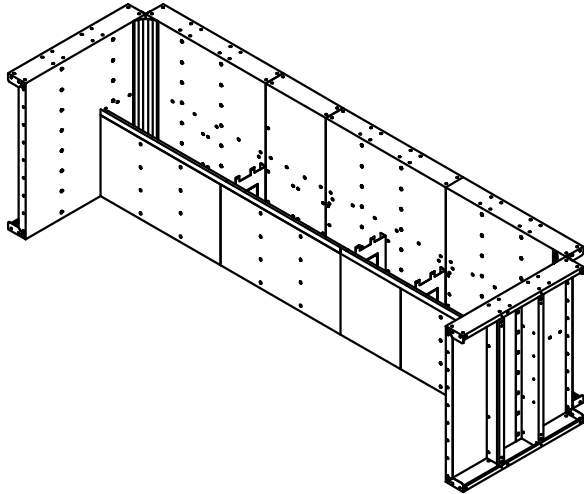
PATENT PENDING - January 2024

Qty	Description	Part #
1	Left Bench End Panel	54SP0050
1	Right Bench End Panel	54SP0051
3	4' Bench Back Panel	54SP0054
1	2' Bench Back Panel	54SP0055
1	2' Nexus Bench Riser	54SP0302
3	4' Nexus Bench Riser	54SP0304
1	8' Straight Edge Cap	04N016
1	6' Straight Edge Cap	04N014
3	18" Bench Brace	54SPBRC09

Corner Notes
 Standard pool layouts shown are with 6"R corners. For optional 90° Corner layouts, DO NOT INSTALL the supplied 6"R Insert (54SP06RV).
 *
 Installer MUST specify the type of corner (6"R or 90°) used when ordering liners



14' Full End Bench
 54SPFEB014

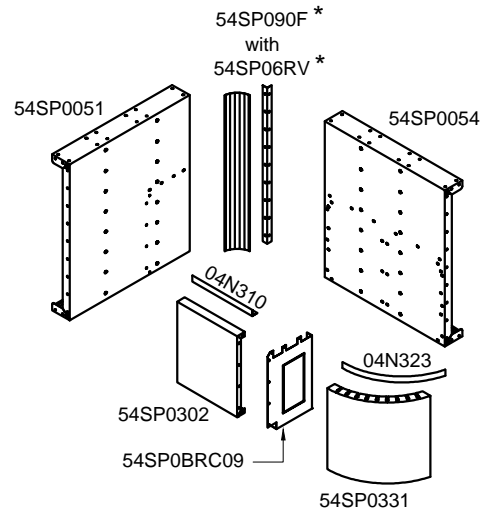


PATENT PENDING - January 2024

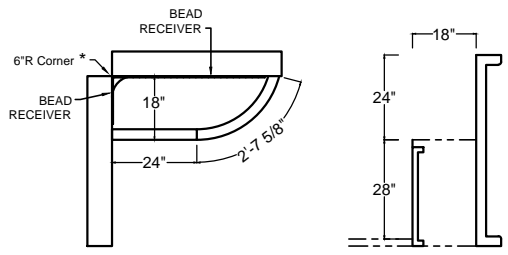
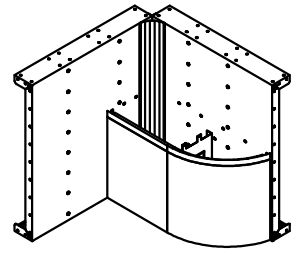
Qty	Description	Part #
1	Right Bench End Panel	54SP0051
1	4' Bench Back Panel	54SP0054
1	2' Nexus Bench Riser	54SP0302
1	2'RR x 31.625" Nexus Bench Riser End Cap	54SP0331
1	2' Straight Edge Cap	04N310
1	31.625" Radius Edge Cap	04N323
1	18" Bench Brace	54SPBRC09

Corner Notes
 Standard pool layouts shown are with 6"R corners. For optional 90° Corner layouts, DO NOT INSTALL the supplied 6"R Insert (54SP06RV).
 * Installer MUST specify the type of corner (6"R or 90°) used when ordering liners

PATENT PENDING - January 2024



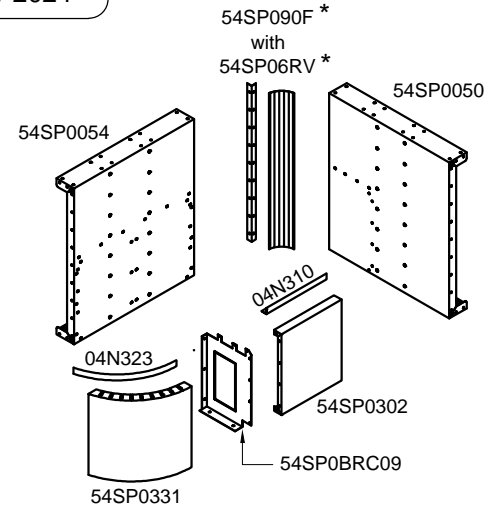
4' Corner Bench Right
54SPCRB04R



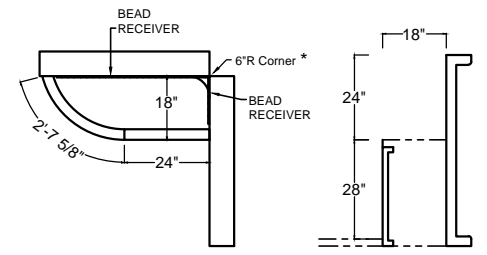
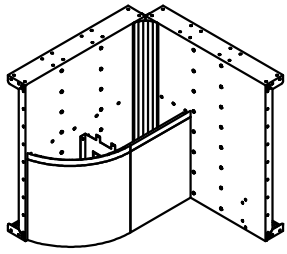
Qty	Description	Part #
1	Left Bench End Panel	54SP0050
1	4' Bench Back Panel	54SP0054
1	2' Nexus Bench Riser	54SP0302
1	2'RR x 31.625" Nexus Bench Riser End Cap	54SP0331
1	2' Straight Edge Cap	04N310
1	31.625" Radius Edge Cap	04N323
1	18" Bench Brace	54SPBRC09

Corner Notes
 Standard pool layouts shown are with 6"R corners. For optional 90° Corner layouts, DO NOT INSTALL the supplied 6"R Insert (54SP06RV).
 * Installer MUST specify the type of corner (6"R or 90°) used when ordering liners

PATENT PENDING - January 2024



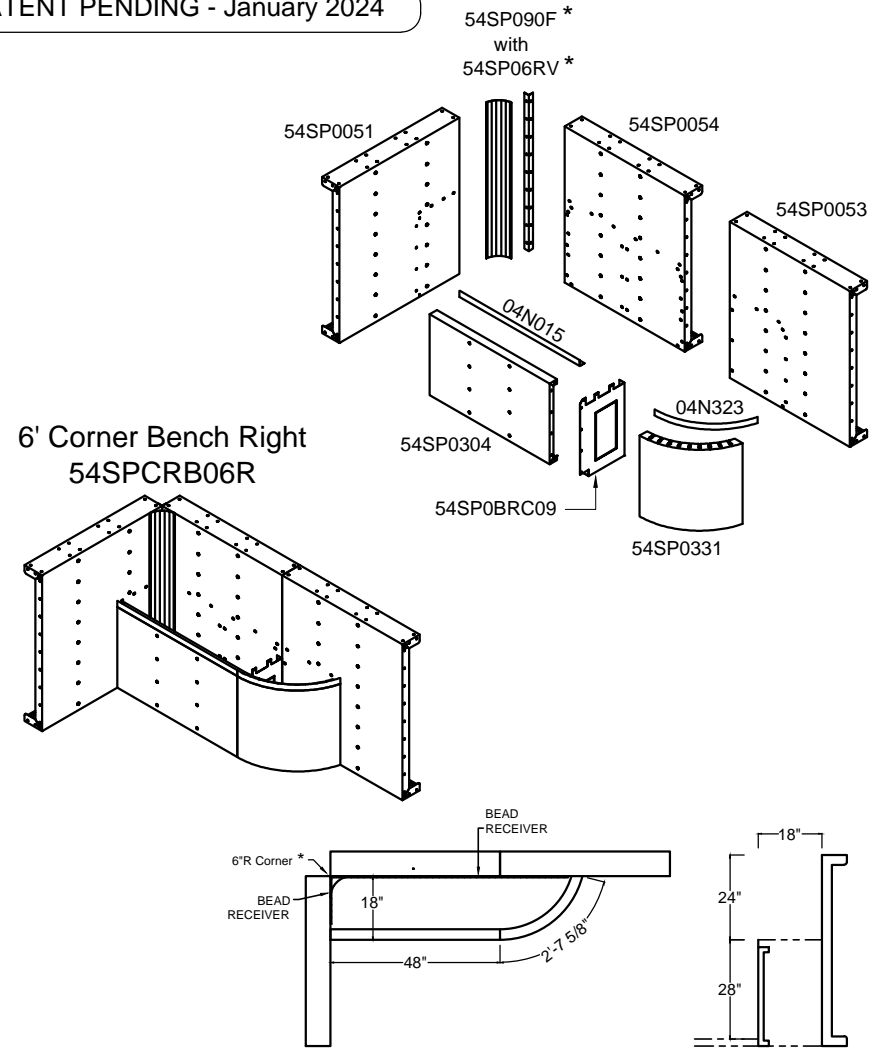
4' Corner Bench Left
54SPCRB04L



Qty	Description	Part #
1	Right Bench End Panel	54SP0051
1	Right 2'RR Bench End Cap Panel	54SP0053
1	4' Bench Back Panel	54SP0054
1	4' Nexus Bench Riser	54SP0304
1	2'RR x 31.625" Nexus Bench Riser End Cap	54SP0331
1	4' Straight Edge Cap	04N015
1	31.625" Radius Edge Cap	04N323
1	18" Bench Brace	54SPBRC09

Corner Notes
 Standard pool layouts shown are with 6"R corners. For optional 90° Corner layouts, DO NOT INSTALL the supplied 6"R Insert (54SP06RV).
 * Installer MUST specify the type of corner (6"R or 90°) used when ordering liners

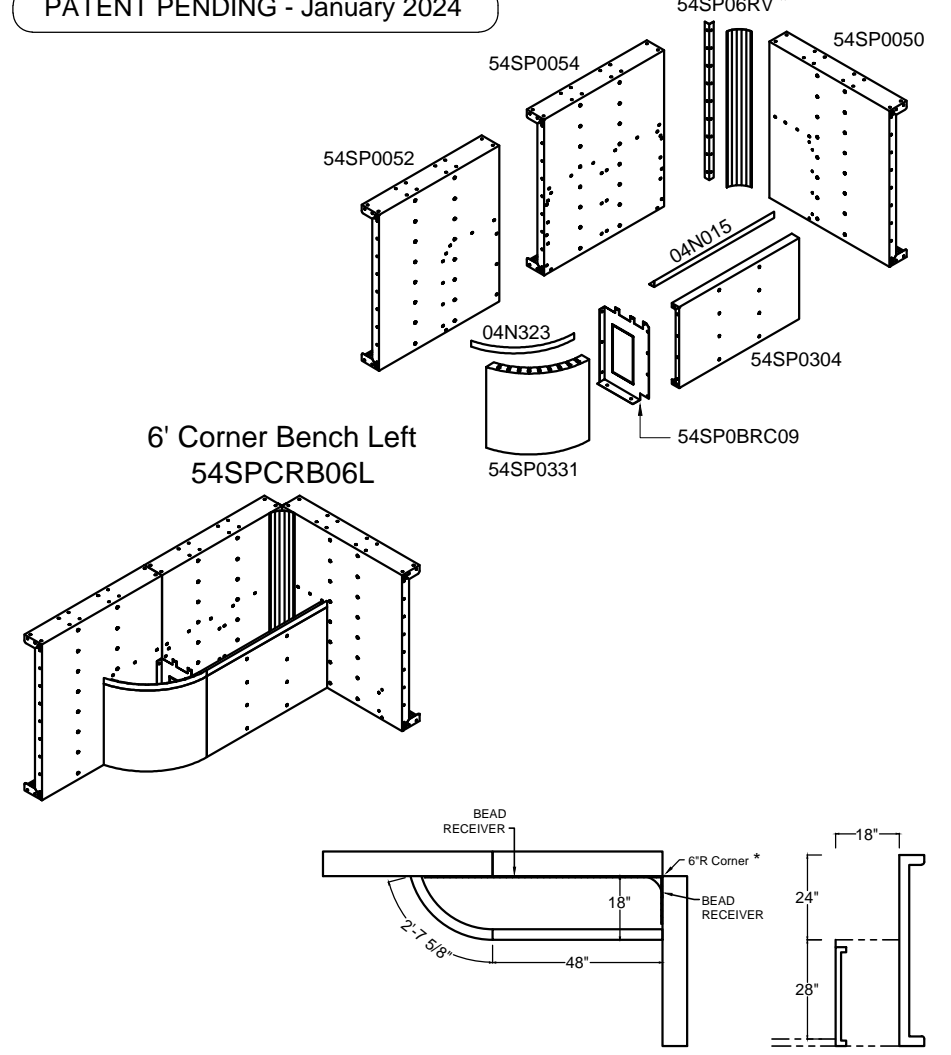
PATENT PENDING - January 2024

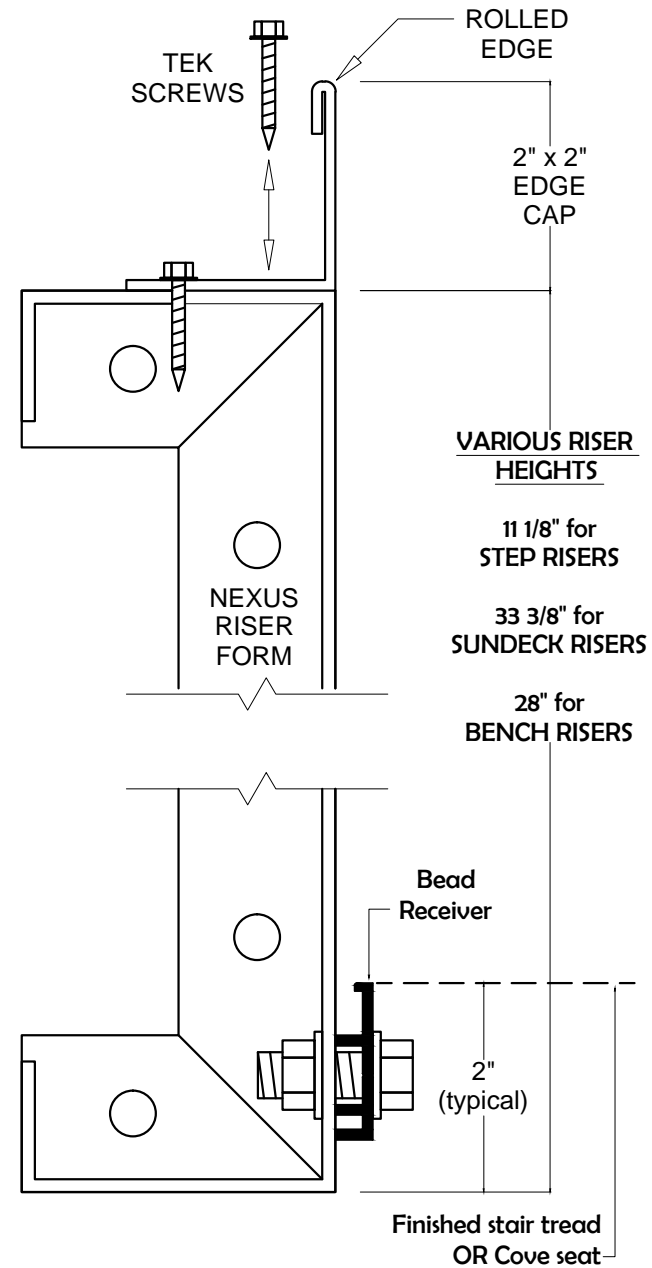
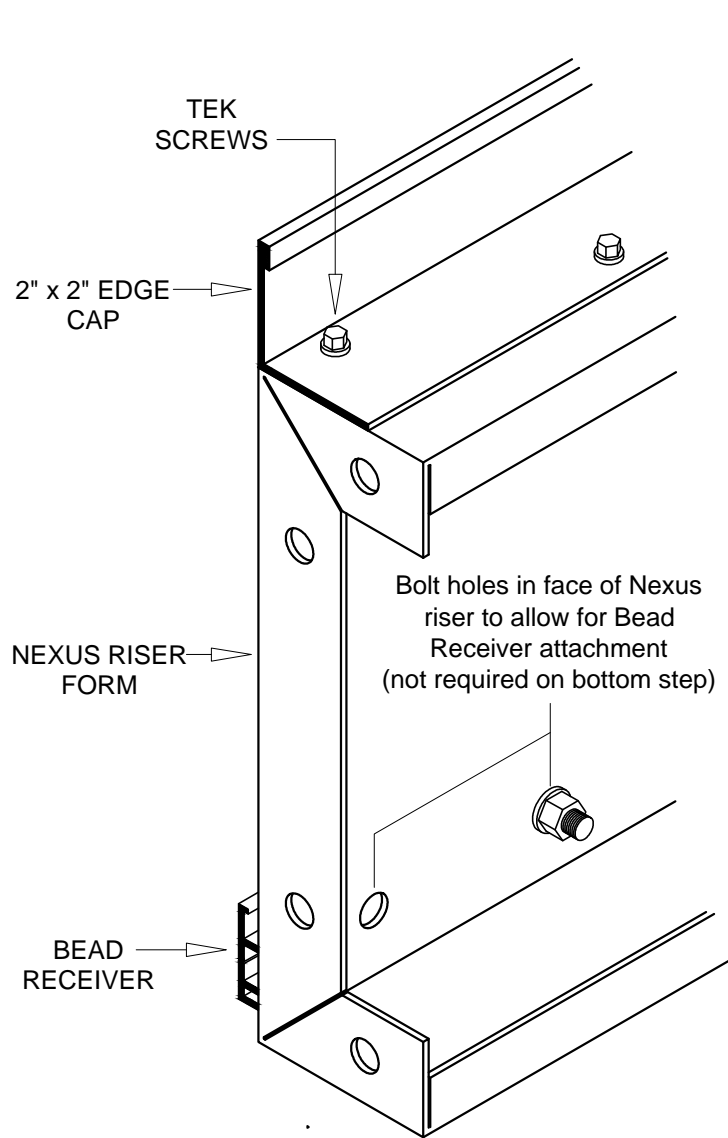


Qty	Description	Part #
1	Right Bench End Panel	54SP0051
1	Left 2'RR Bench End Cap Panel	54SP0052
1	4' Bench Back Panel	54SP0054
1	4' Nexus Bench Riser	54SP0304
1	2'RR x 31.625" Nexus Bench Riser End Cap	54SP0331
1	4' Straight Edge Cap	04N015
1	31.625" Radius Edge Cap	04N323
1	18" Bench Brace	54SPBRC09

Corner Notes
 Standard pool layouts shown are with 6"R corners. For optional 90° Corner layouts, DO NOT INSTALL the supplied 6"R Insert (54SP06RV).
 * Installer MUST specify the type of corner (6"R or 90°) used when ordering liners

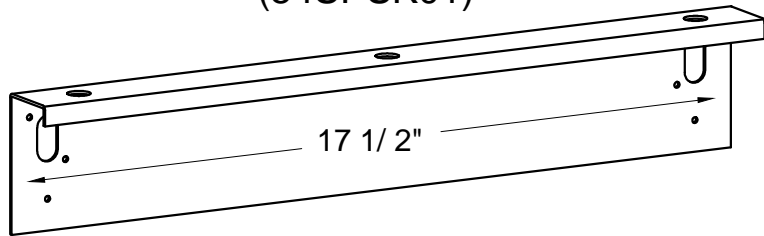
PATENT PENDING - January 2024



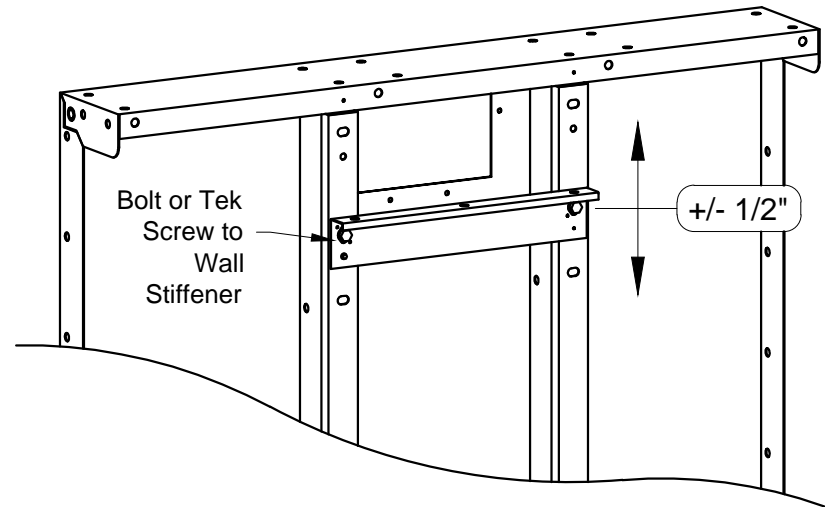
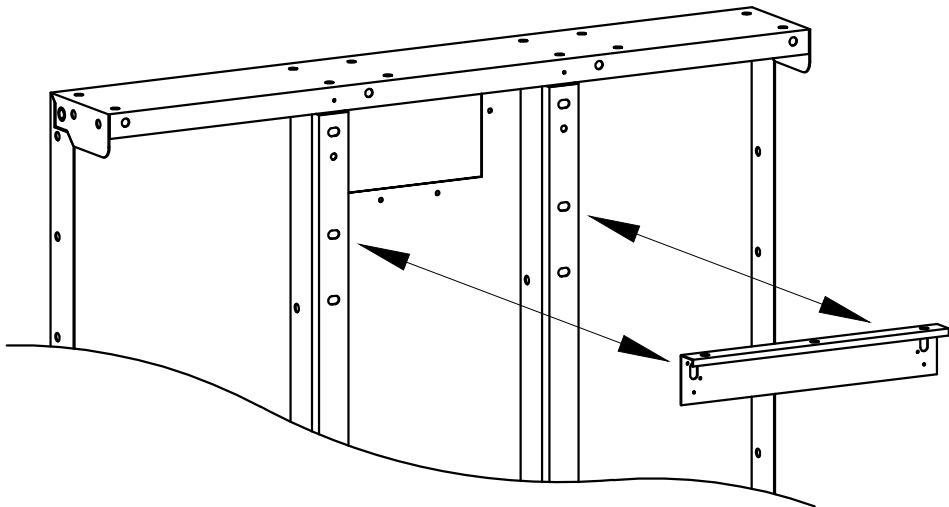
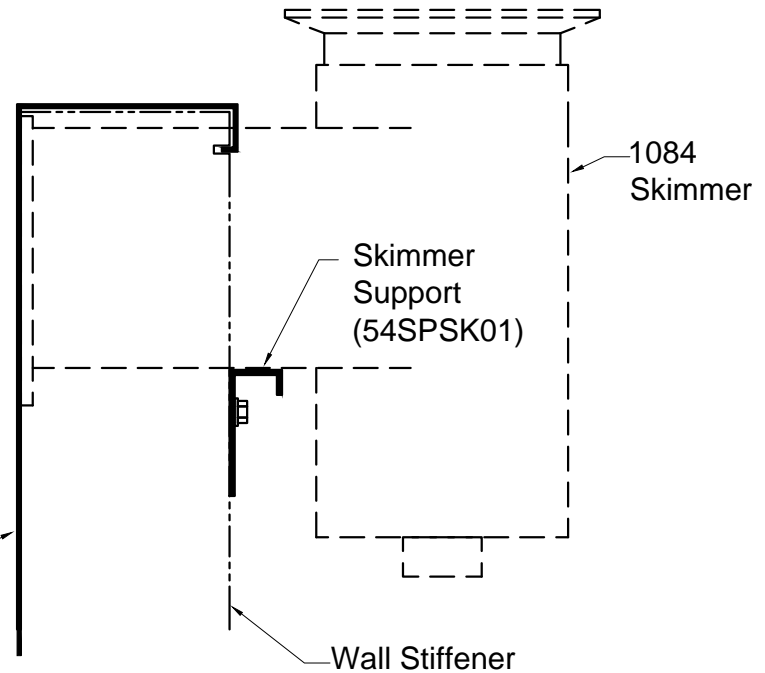


PATENT PENDING - January 2024

Skimmer Support
(54SPSK01)



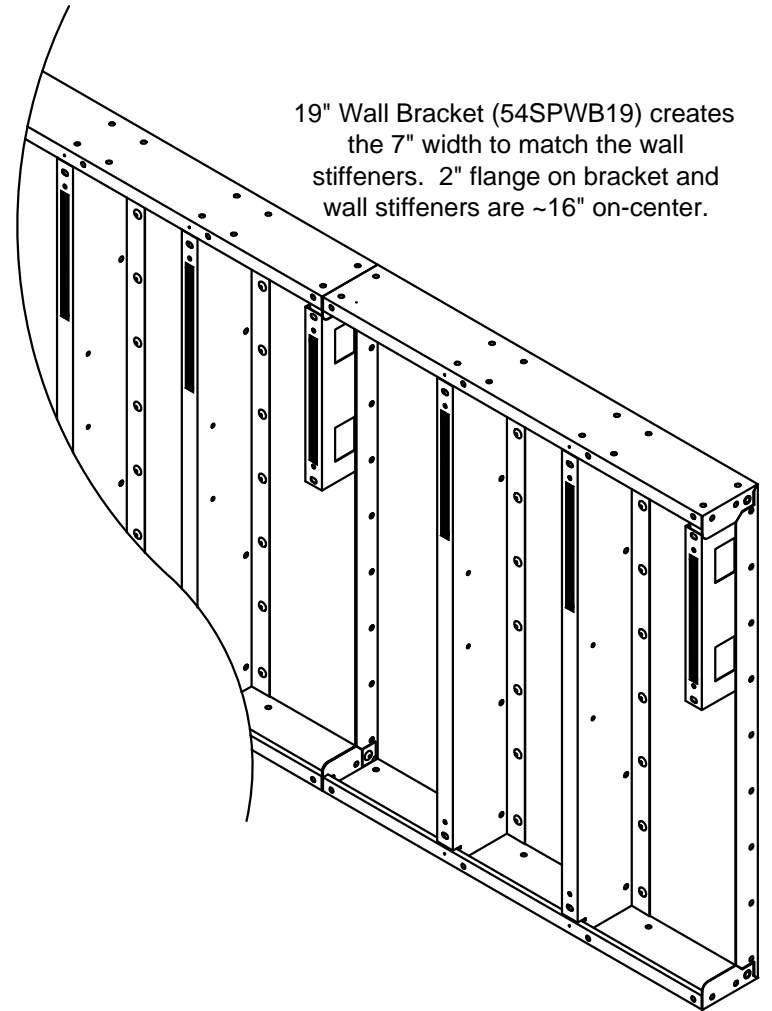
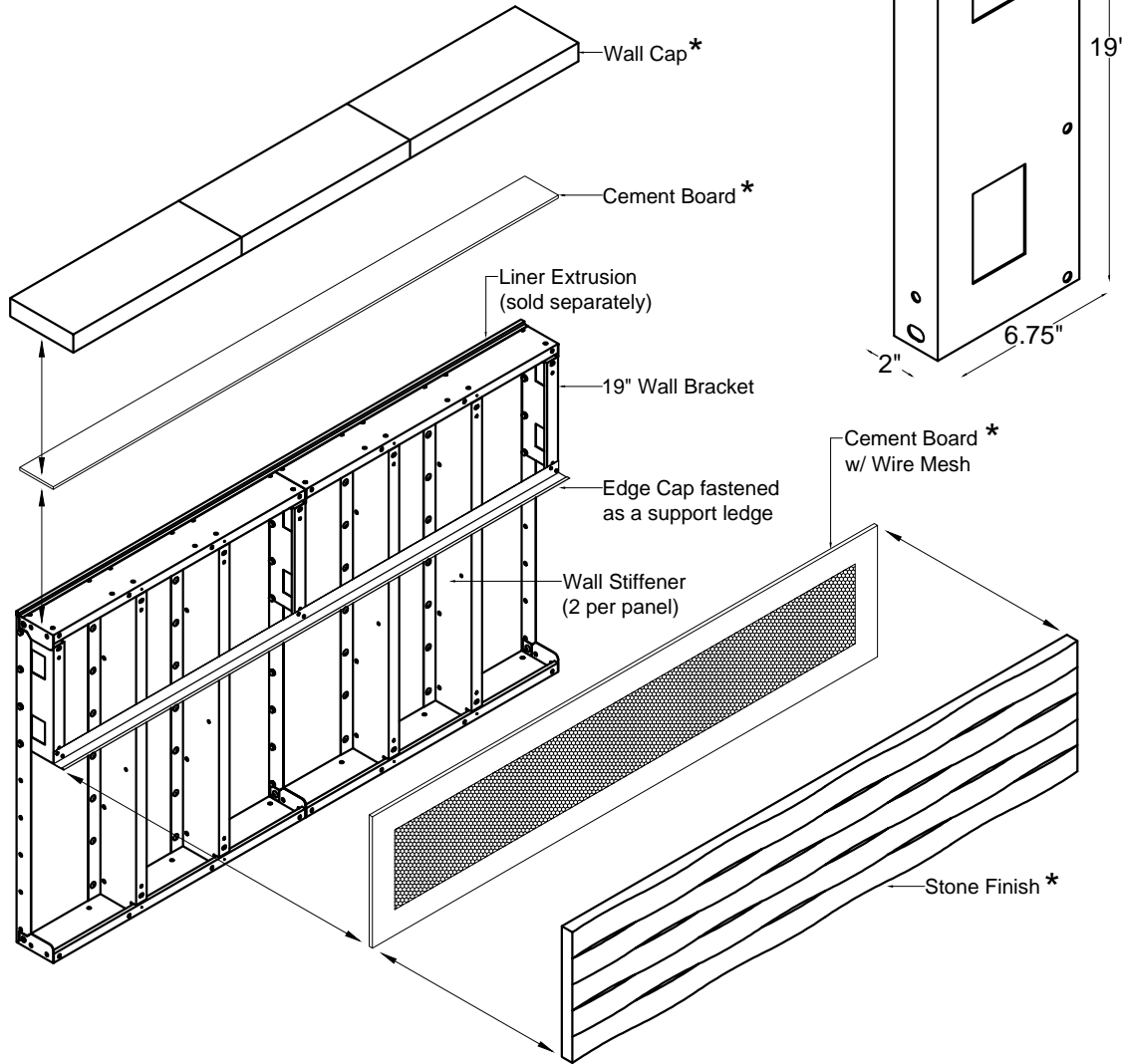
Wall Panel



- Skimmer Support (54SPSK01) can be bolted OR Tek Screwed to the Wall Stiffeners on the stock 4' Skimmer Panel (54SP0004S)
- Bolt holes allow for +/- 1/2" of adjustability

PATENT PENDING - January 2024

19" Wall Bracket
54SPWB19



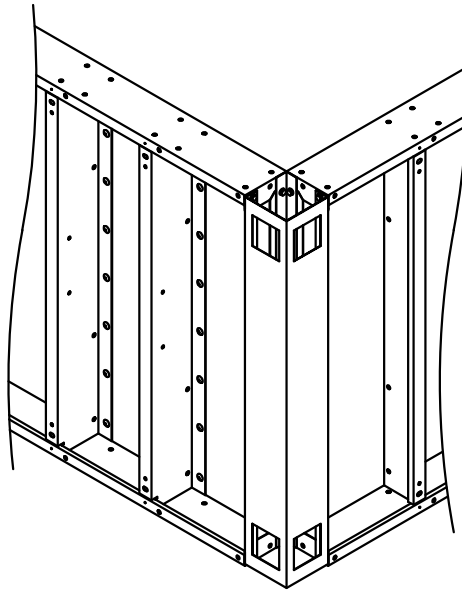

19" Wall Bracket (54SPWB19) creates the 7" width to match the wall stiffeners. 2" flange on bracket and wall stiffeners are ~16" on-center.

* Not available through Imperial Pools.

Construction Drawing Only

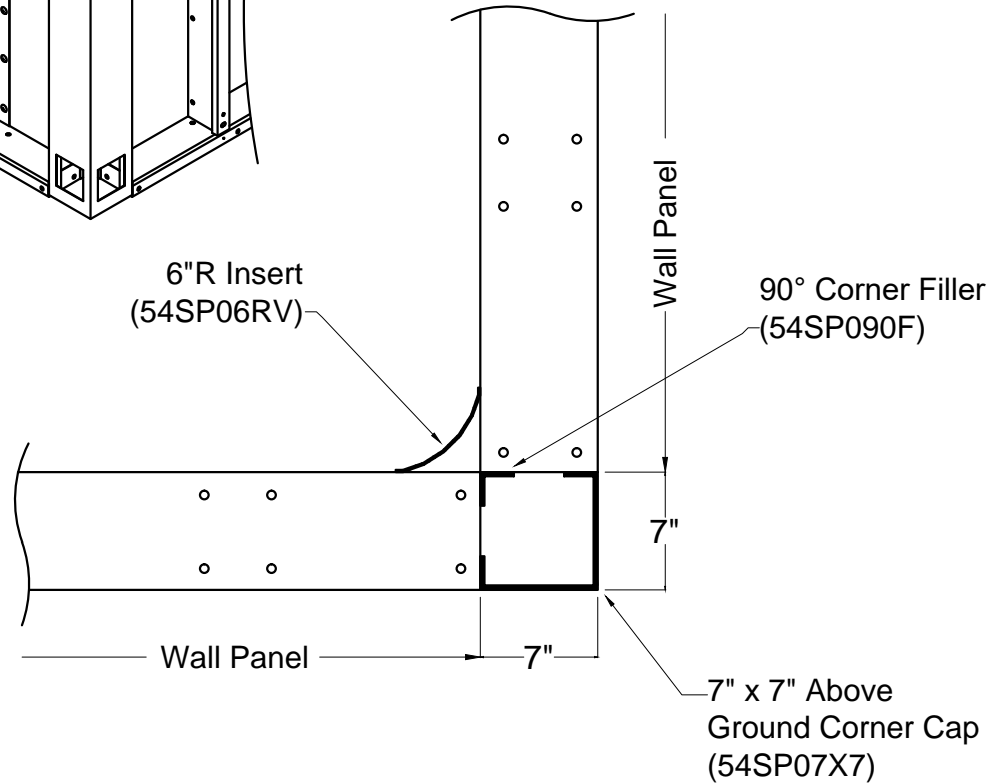
Different methods and precautions may be required. This will be determined by, and is the responsibility of the installer who is not an agent of the manufacturer of the component parts

7" x 7" Above
Ground Corner Cap
(54SP07X7)

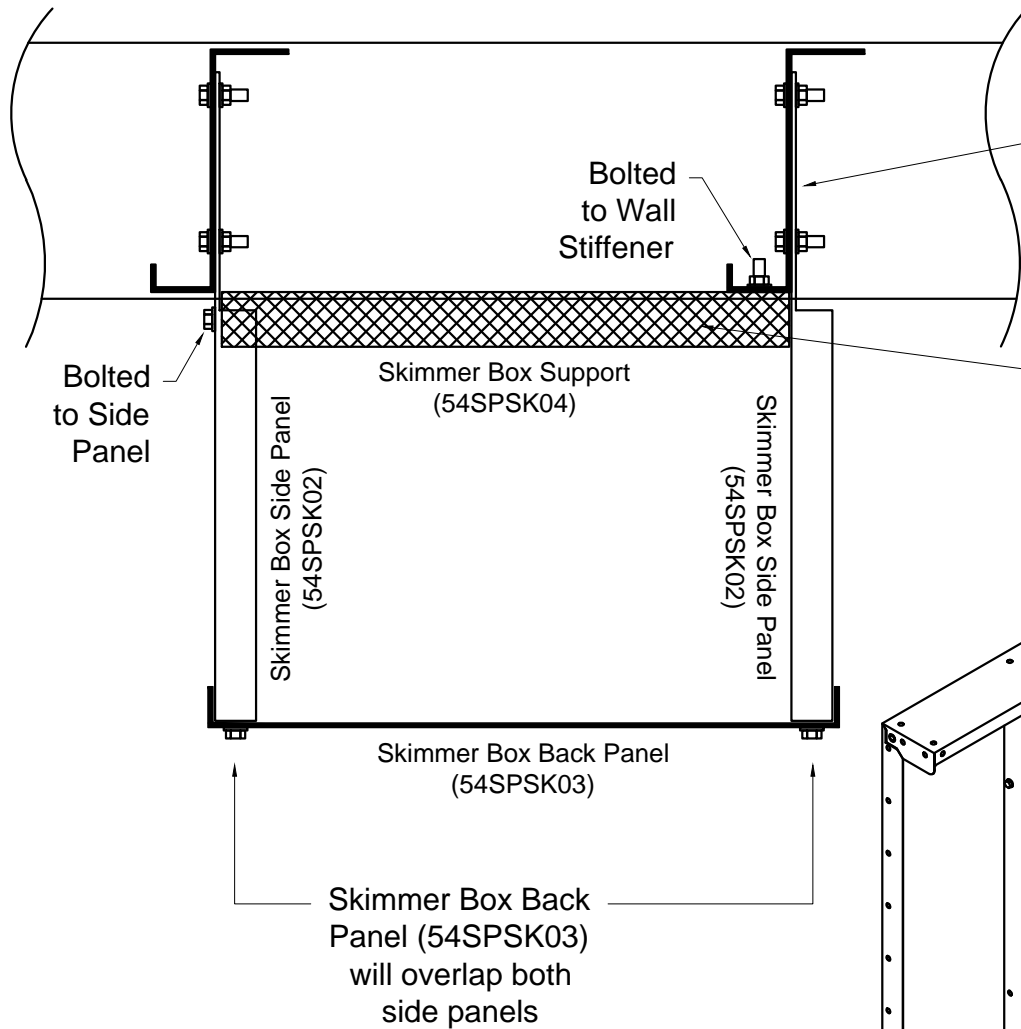


6"R Insert
(54SP06RV)

90° Corner Filler
(54SP090F)

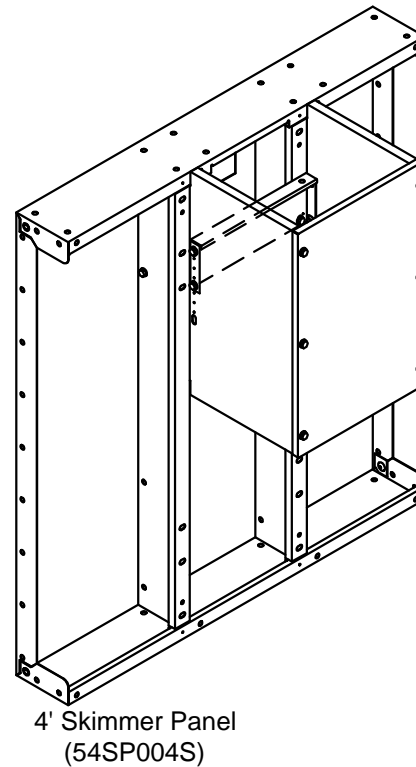


When installed, the 7" x 7" Above Ground Corner Cap will square off the outside pool corners to aid in the exterior finishing process of an elevated installation



Skimmer Box Side Panel (54SPSK02) bolts to the flat side of the wall stiffener in both locations

Skimmer Box Support (54SPSK04) bolts to the wall stiffener on one side and to the side panel on the other



Skimmer Box Side Panel (54SPSK02)

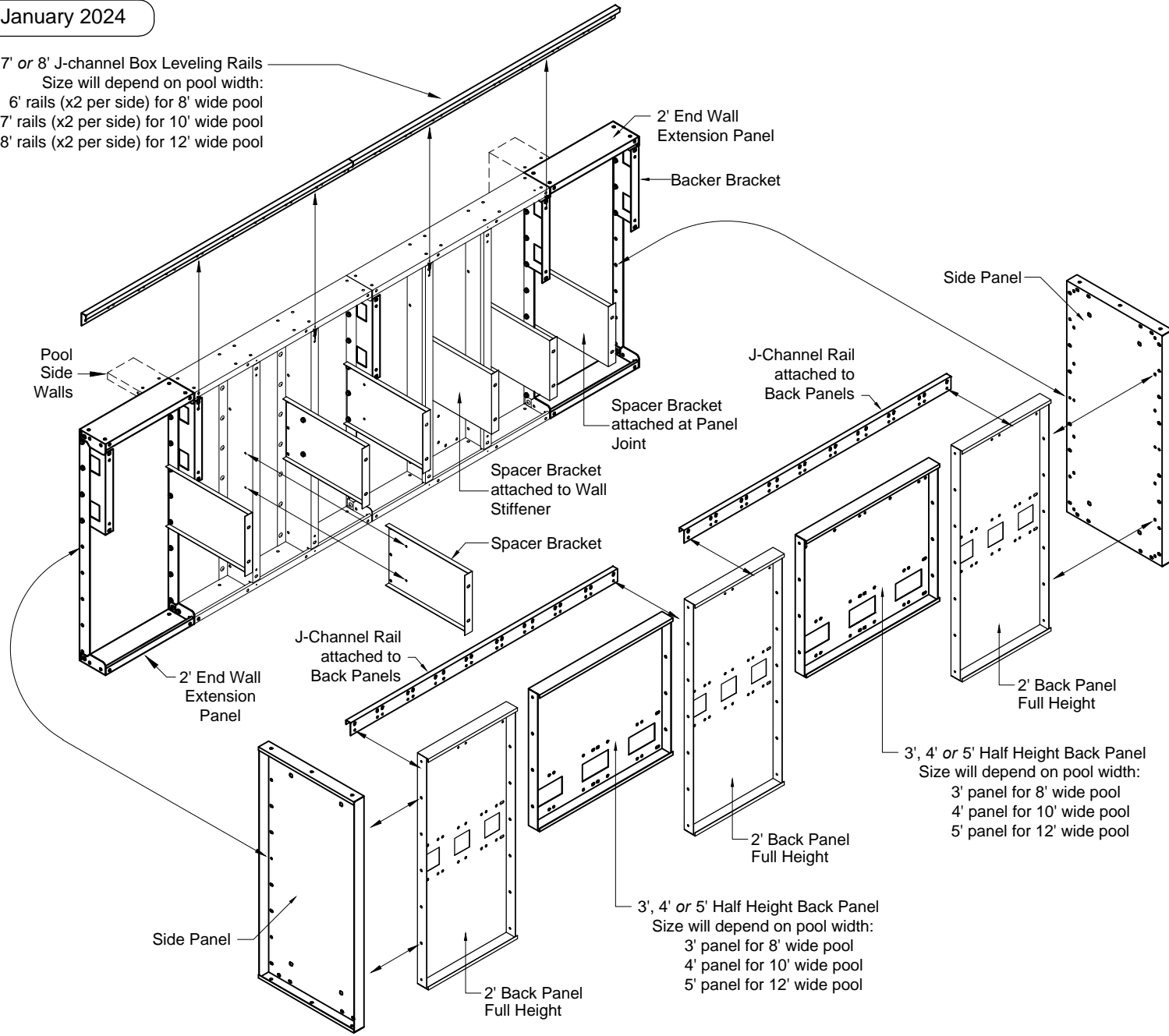
Skimmer Box Support (54SPSK04)

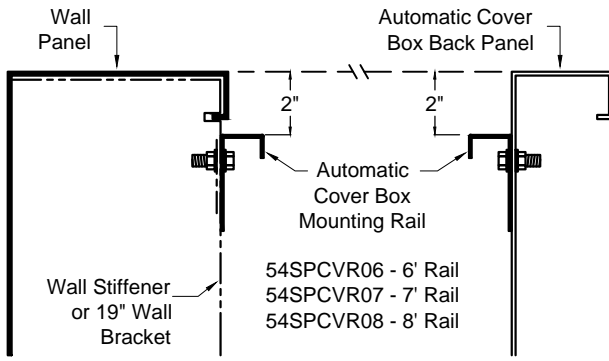
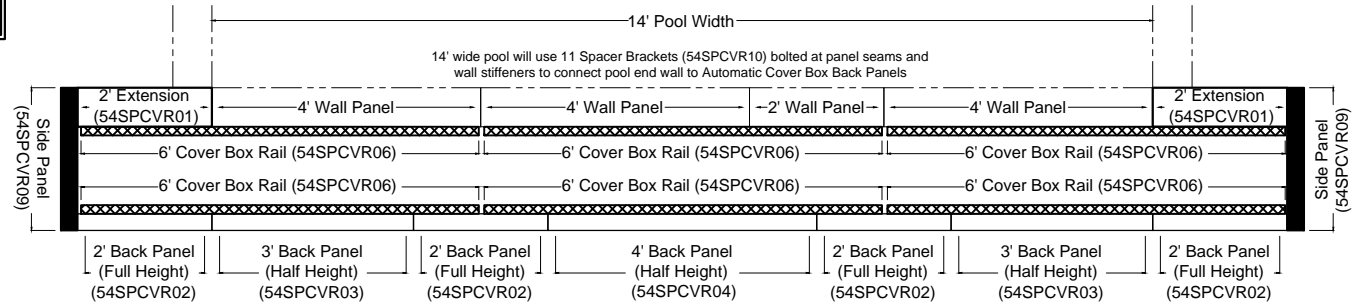
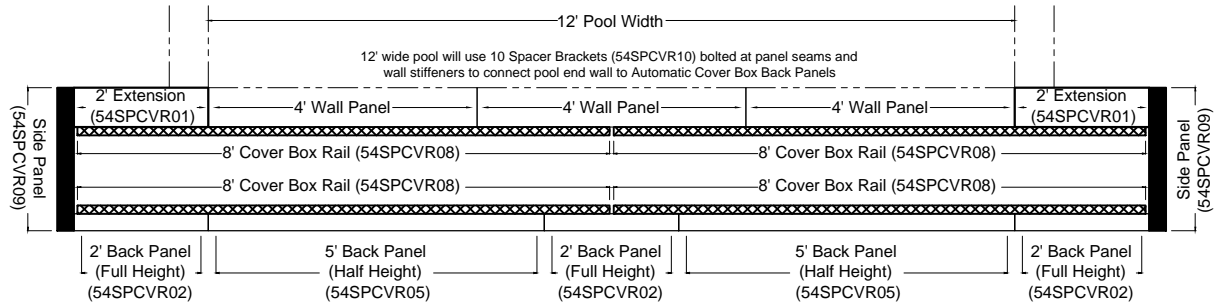
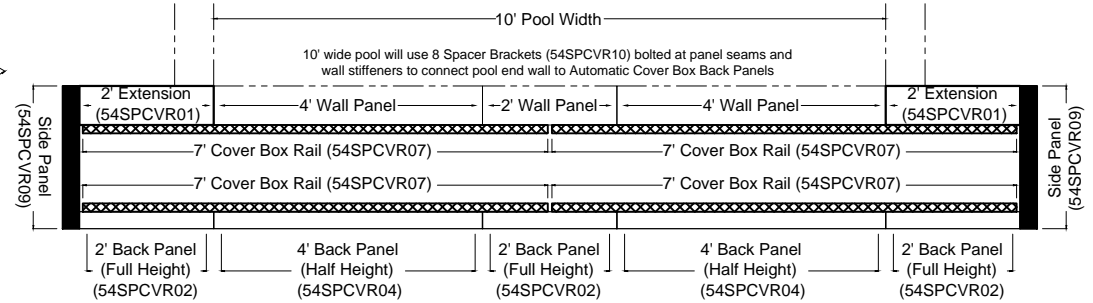
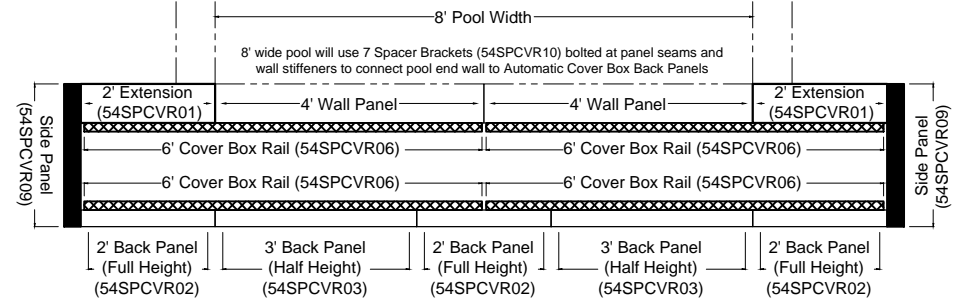
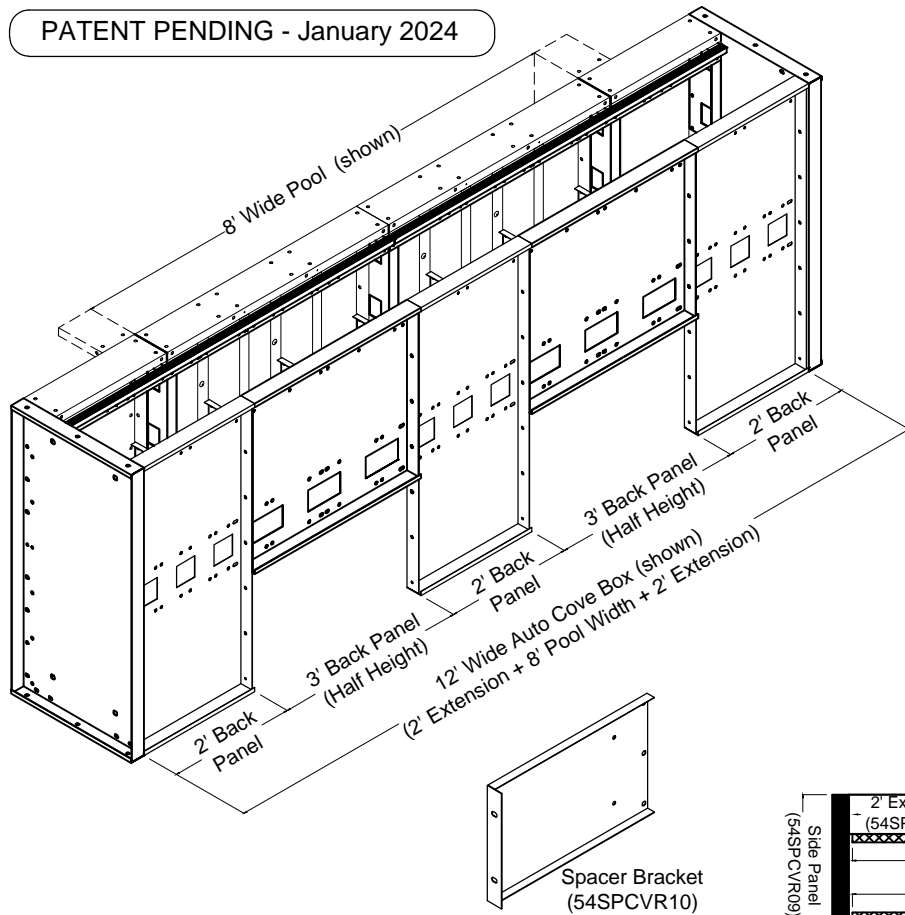
Skimmer Box Side Panel (54SPSK02)

Skimmer Box Back Panel (54SPSK03)

PATENT PENDING - January 2024

6', 7' or 8' J-channel Box Leveling Rails
 Size will depend on pool width:
 6' rails (x2 per side) for 8' wide pool
 7' rails (x2 per side) for 10' wide pool
 8' rails (x2 per side) for 12' wide pool







Imperial
POOLS INC.
REDEFINING ONE SOURCE

33 Wade Road | Latham, NY 12110

25045PER 12/24